

NE_Build & Grow

NE Build
& Grow

CATALOGUE

NE_Build & Grow Catalogue

NE_Build & Grow
ELT Catalogue

NE Neungyule

NE Neungyule, Inc.
Business Tower 10th Floor, 396, World Cup buk-ro, Mapo-gu, Seoul, Republic of Korea
TEL +82 2 2014 7132 FAX +82 2 337 4956 E-mail yeong@neungyule.com

NE_Build & Grow

Contents

PHONICS

| | |
|----------------------|---|
| Phonics Show | 4 |
| Phonics Show Readers | 5 |
| Come On, Phonics | 6 |

READERS

| | |
|-----------|----|
| Show Time | 14 |
|-----------|----|

COURSEBOOK

| | |
|--------------------------------------|----|
| Come On, Everyone [American Edition] | 16 |
| Come On, Everyone [British Edition] | 25 |

ADULT COURSEBOOK

| | |
|---------|----|
| SURPASS | 26 |
|---------|----|

READING

READING COMPREHENSION

| | |
|------------------------|----|
| Reading Sketch Starter | 36 |
| Reading Sketch | 37 |
| Reading Sponge | 38 |
| Read & Retell | 39 |
| Reading Sense | 40 |
| Reading Clue | 41 |

READING SKILLS

| | |
|-----------------------------|----|
| The Basic Way [2nd Edition] | 42 |
| Read to Reach | 43 |
| The Best Way [2nd Edition] | 44 |

CONTENT AREA READING

| | |
|----------------|----|
| Reading Source | 45 |
| Reading Peak | 46 |
| Read Up | 47 |

CURRICULUM INTEGRATION READING PROGRAM

| | |
|----------------------|----|
| Easy Link Starter | 48 |
| Easy Link | 52 |
| Subject Link Starter | 56 |
| Subject Link | 57 |
| Insight Link Starter | 58 |
| Insight Link | 62 |

LISTENING

| | |
|--------------------------------|----|
| Listening Seed | 68 |
| Listening Season [2nd Edition] | 69 |
| Listening Planner | 70 |
| Listening Stage Starter | 72 |
| Listening Stage | 73 |

WRITING

| | |
|---|----|
| Write Right Beginner | 74 |
| Write Right | 75 |
| Write Right Paragraph to Essay | 76 |
| Write It! Beginner New | 78 |
| Write It! | 82 |
| Write It! Paragraph to Essay New | 86 |

SPEAKING

| | |
|---------------------------|----|
| Everyone, Speak! Kids | 94 |
| Everyone, Speak! Beginner | 95 |
| Everyone, Speak! | 96 |

GRAMMAR

| | |
|------------------------|-----|
| Grammar Space Kids | 97 |
| Grammar Space Beginner | 98 |
| Grammar Space | 99 |
| Grammar in Mind | 100 |
| Grammar in Focus | 101 |
| Grammar Effect | 102 |

LEVEL GUIDE NE Build & Grow Products

| Category | Level | Kindergarten | Primary | | | | | Secondary | | Adult | | |
|------------|--|--------------|-----------|--------------|-----------|---------------|------------------|--------------|-------------------|-----------|---|-----------|
| | | | Books | Low Beginner | Beginner | High Beginner | Low Intermediate | Intermediate | High Intermediate | | A | B |
| Phonics | Phonics Show 1, 2, 3, 4 (Readers) | [Covered] | | | | | | | | | | |
| | Come On, Phonics 1, 2, 3, 4, 5 | [Covered] | | | | | | | | | | |
| Readers | Show Time L1, 2, 3 | | [Covered] | | | | | | | | | |
| Coursebook | Come On, Everyone 1, 2, 3, 4, 5, 6 | | [Covered] | | | | | | | | | |
| | Come On, Everyone (British Edition) 1, 2, 3, 4, 5, 6 | | [Covered] | | | | | | | | | |
| | SURPASS 1, 2, 3, 4, 5, 6 | | | | | | | | | | | [Covered] |
| Reading | Reading Sketch Starter 1, 2, 3 | [Covered] | | | | | | | | | | |
| | Reading Sketch 1, 2, 3 | | [Covered] | | | | | | | | | |
| | Reading Sponge 1, 2, 3 | | [Covered] | | | | | | | | | |
| | Read & Retell 1, 2, 3 | | [Covered] | | | | | | | | | |
| | Reading Sense 1, 2, 3 | | [Covered] | | | | | | | | | |
| | Reading Clue 1, 2, 3 | | [Covered] | | | | | | | | | |
| | The Basic Way 1, 2, 3 (2nd Edition) | | | [Covered] | | | | | | | | |
| | Read to Reach 1, 2, 3 | | | [Covered] | | | | | | | | |
| | Reading Source 1, 2, 3 | | | [Covered] | | | | | | | | |
| | The Best Way 1, 2, 3 (2nd Edition) | | | | | | | [Covered] | | | | |
| | Reading Peak 1, 2, 3 | | | | | | | [Covered] | | | | |
| | Read Up 1, 2, 3 | | | | | | | | | [Covered] | | |
| | Easy Link Starter 1, 2, 3 | [Covered] | | | | | | | | | | |
| | Easy Link 1, 2, 3 | | [Covered] | | | | | | | | | |
| | Subject Link Starter 1, 2, 3 | | | [Covered] | | | | | | | | |
| | Subject Link 1, 2, 3, 4, 5, 6, 7, 8, 9 | | | [Covered] | | | | | | | | |
| | Insight Link Starter 1, 2, 3 | | | [Covered] | | | | | | | | |
| | Insight Link 1, 2, 3, 4, 5, 6 | | | [Covered] | | | | | | | | |
| Listening | Listening Seed 1, 2, 3 | | [Covered] | | | | | | | | | |
| | Listening Season 1, 2, 3 (2nd Edition) | | | [Covered] | | | | | | | | |
| | Listening Planner 1, 2, 3 | | | | | [Covered] | | | | | | |
| | Listening Stage Starter 1, 2, 3 | | [Covered] | | | | | | | | | |
| | Listening Stage 1, 2, 3 | | [Covered] | | | [Covered] | | | | | | |
| Writing | Write Right Beginner 1, 2, 3 | | [Covered] | | | | | | | | | |
| | Write Right 1, 2, 3 | | | [Covered] | | | [Covered] | | | | | |
| | Write Right Paragraph to Essay 1, 2, 3 | | | | | | [Covered] | | | | | |
| | Write It! Beginner 1, 2, 3 | | [Covered] | | | | | | | | | |
| | Write It! 1, 2, 3 | | | [Covered] | | | [Covered] | | | | | |
| | Write It! Paragraph to Essay 1, 2, 3 | | | | | | [Covered] | | | | | |
| Speaking | Everyone, Speak! Kids 1, 2, 3 | | [Covered] | | | | | | | | | |
| | Everyone, Speak! Beginner 1, 2, 3 | | [Covered] | | | | | | | | | |
| | Everyone, Speak! 1, 2, 3 | | | | [Covered] | | | | | | | |
| Grammar | Grammar Space Kids 1, 2, 3 | | [Covered] | | | | | | | | | |
| | Grammar Space Beginner 1, 2, 3 | | | [Covered] | | | | | | | | |
| | Grammar Space 1, 2, 3 | | | | | [Covered] | | | | | | |
| | Grammar in Mind 1, 2, 3 | | | [Covered] | | | | | | | | |
| | Grammar in Focus 1, 2, 3 | | | | | [Covered] | | | | | | |
| | Grammar Effect 1, 2, 3 | | | | | | | [Covered] | | | | |

A four-level phonics series that makes you a successful reader



Focus: Phonics

CEFR: N/A

Components: Student Book (APP QR)
*Workbook sold separately

Free App



Sample Unit Preview



| | | Units | Pages | ISBN |
|---------|--------------|-------|-------|-------------------|
| Level 1 | Student Book | 10 | 104 | 979-11-253-3152-0 |
| | Workbook | 10 | 44 | 979-11-253-3156-8 |
| Level 2 | Student Book | 10 | 104 | 979-11-253-3153-7 |
| | Workbook | 10 | 44 | 979-11-253-3157-5 |
| Level 3 | Student Book | 10 | 104 | 978-89-5997-674-4 |
| | Workbook | 10 | 44 | 978-89-5997-679-9 |
| Level 4 | Student Book | 10 | 104 | 978-89-5997-675-1 |
| | Workbook | 10 | 44 | 978-89-5997-680-5 |


Features

- Easy-to-learn and easy-to-teach steps
- A balanced approach to build phonemic awareness, phonics, oral language, spelling, and fluency
- Adequate activities to practice reading and decoding words and sentences
- WCPM chart to monitor students' progress in oral reading fluency
- Plentiful activities to strengthen writing skills
- Fun chants and songs, and captivating illustrations
- An E-book file that include entertaining games and animations

Online Resources

| Answer Keys | MP3 Files | Test Sheets | Lesson Plans | Word Lists | Teacher's Guide | Teaching Materials | E-book |
|-------------|-----------|-------------|--------------|------------|-----------------|--------------------|--------|
| • | • | • | • | - | • | • | • |

A four-level phonics readers that makes kindergarteners successful readers and introduces the joy of reading



Focus: Phonics

CEFR: N/A

Components: Readers (MP3 QR)

Sample Unit Preview



| | Units | Word Count | Pages | ISBN |
|---------|-------|------------|-------|-------------------|
| Level 1 | 10 | 20 ~ 35 | 72 | 979-11-253-3160-5 |
| Level 2 | 10 | 30 ~ 45 | 72 | 979-11-253-3161-2 |
| Level 3 | 10 | 40 ~ 55 | 72 | 979-11-253-3162-9 |
| Level 4 | 10 | 50 ~ 65 | 72 | 979-11-253-3163-6 |

Features

- Stories are phonetically controlled to emphasize particular sounds
- Each story includes a summary of decodable words and high-frequency words
- Cross-curricular contents: science, math, social studies, art, music, physical education, health education
- WCPM chart to monitor students' progress in oral reading fluency

Online Resources

| Answer Keys | MP3 Files | Test Sheets | Lesson Plans | Word Lists | Teacher's Guide | Teaching Materials | E-book |
|-------------|-----------|-------------|--------------|------------|-----------------|--------------------|--------|
| - | • | - | - | - | - | - | - |

A five-level phonics series designed to teach phonics through an easy and child-centered approach



Focus: Phonics

CEFR: N/A

Components: Student Book (APP QR/ Reader/Board Games) *Workbook sold separately

Free App



Sample Unit Preview



| | | Units | Pages | ISBN |
|---------|--------------|-------|-------|-------------------|
| Level 1 | Student Book | 9 | 76 | 979-11-253-3164-3 |
| | Workbook | 9 | 47 | 979-11-253-3169-8 |
| Level 2 | Student Book | 8 | 88 | 979-11-253-3165-0 |
| | Workbook | 8 | 43 | 979-11-253-3170-4 |
| Level 3 | Student Book | 7 | 84 | 979-11-253-3166-7 |
| | Workbook | 7 | 39 | 979-11-253-3171-1 |
| Level 4 | Student Book | 8 | 88 | 979-11-253-3167-4 |
| | Workbook | 8 | 43 | 979-11-253-3172-8 |
| Level 5 | Student Book | 8 | 88 | 979-11-253-3168-1 |
| | Workbook | 8 | 43 | 979-11-253-3173-5 |

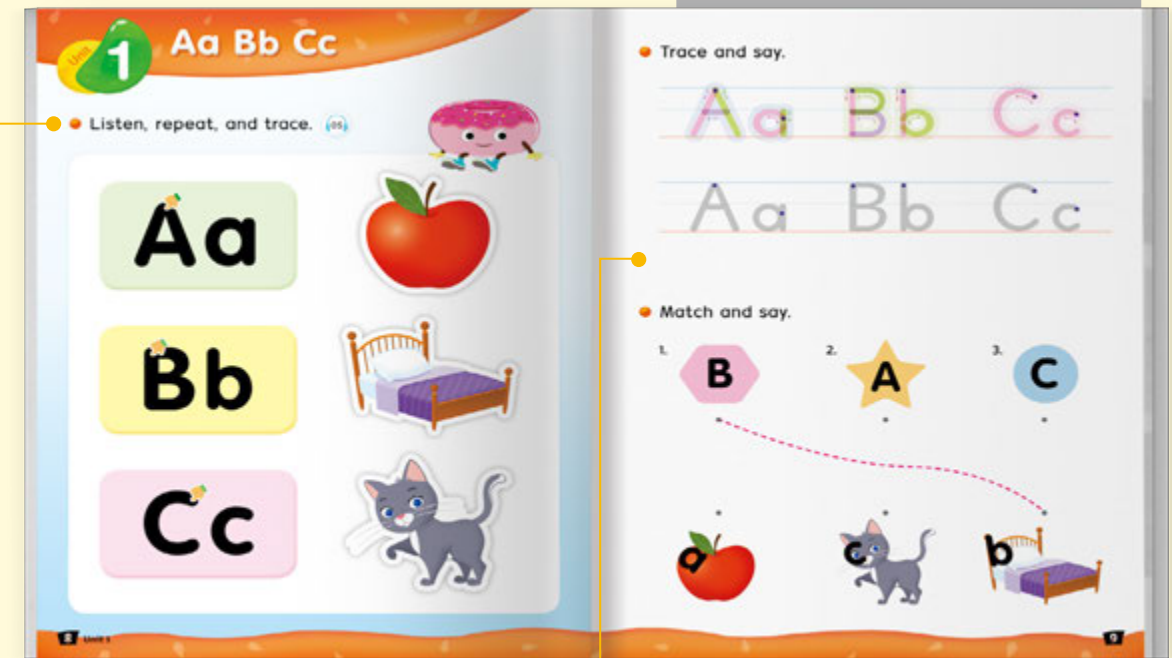
Features

- A child-centered and easy-to-follow approach allows students to quickly understand each lesson and activity.
- Fun chants and stories help learners to remember the sounds and meanings of words.
- A variety of activities give students the opportunity to use what they have learned.
- Poster-sized board games provide a review of several units together.
- An E-book file includes animations, games, and audio material to allow in-class or at-home practice.

Online Resources

| Answer Keys | MP3 Files | Test Sheets | Lesson Plans | Word Lists | Teacher's Guide | Teaching Materials | E-book |
|-------------|-----------|-------------|--------------|------------|-----------------|--------------------|--------|
| • | • | • | • | - | • | • | • |

Student Book 1

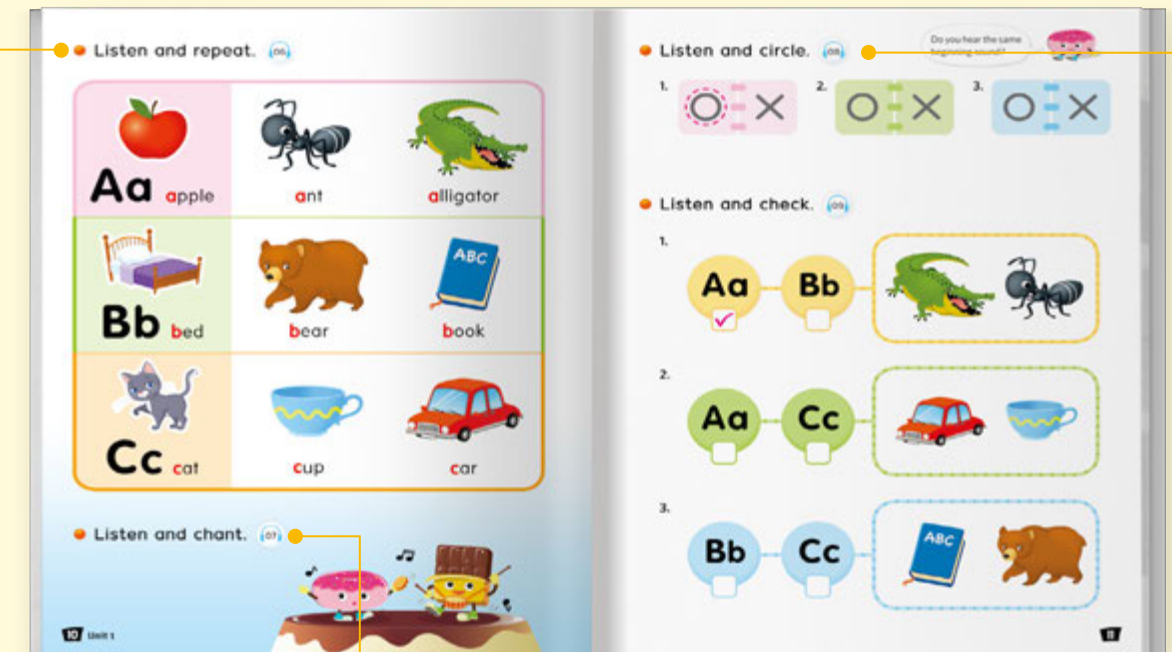


Introduction 1

The target letters and sounds are introduced. Engaging illustrations make the phonics words easy for children to understand.

Practice 1

Students practice writing the target letters. A matching exercise helps them associate the capital and small forms of each letter.



Introduction 2

More words containing the target letters and sounds are introduced.

Chant

Students practice saying the words in a fun and simple chant.

Practice 2

Students practice listening for the differences between the target sounds as well as associating the sounds with the correct letters.

Student Book 1



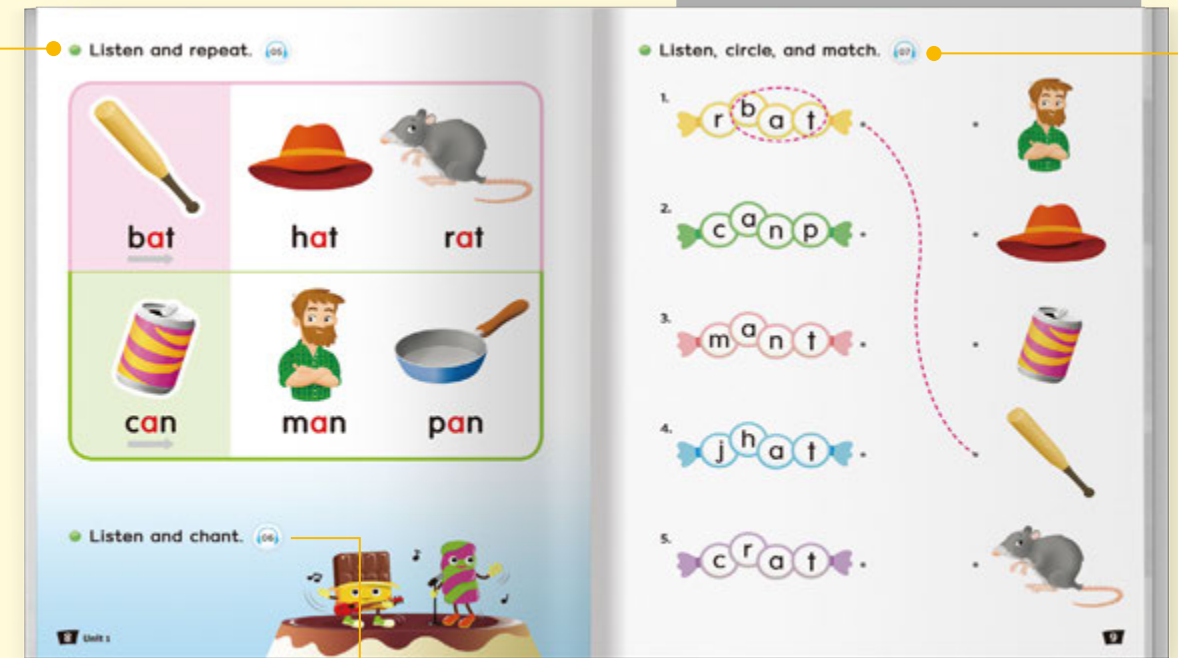
Practice 3

Students practice all the target letters and sounds with exercises for letter recognition, listening, and handwriting.

Activity

Students use what they have learned to complete or participate in a fun activity.

Student Book 2-5



Introduction 2

More words containing the target letter and sound are introduced.


Chant

Students practice saying the words in a fun and simple chant.

Practice 2

Students practice building sound-letter relationships as they hear the words.

Student Book 2-5

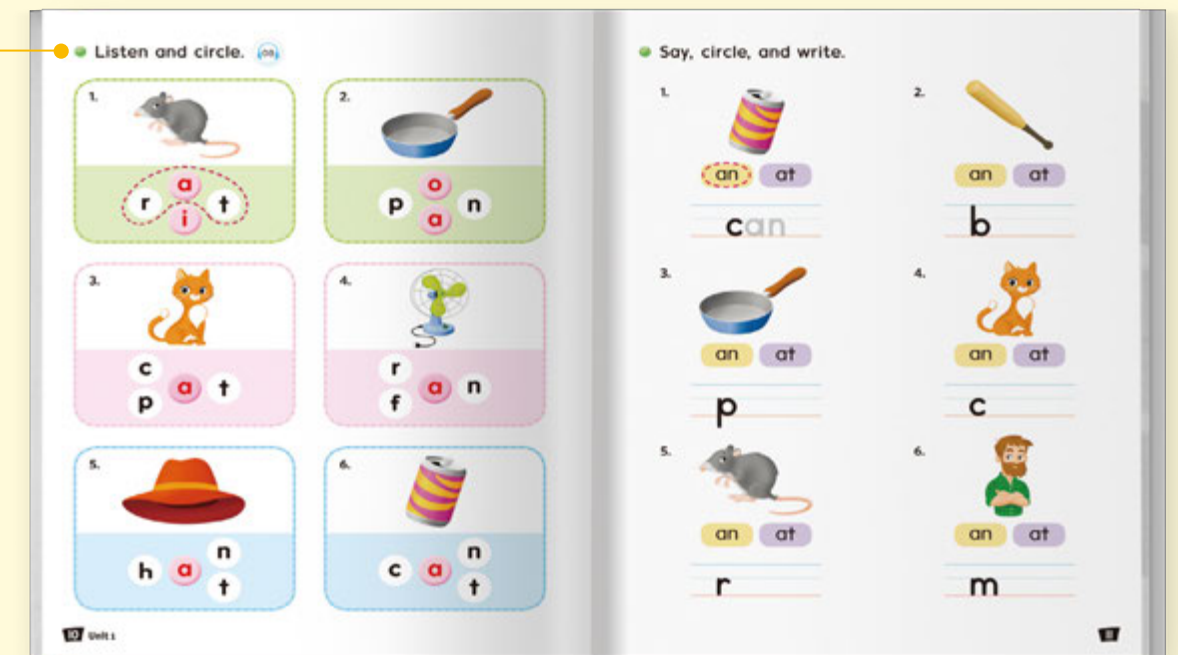


Introduction 1

The target letter and sound are introduced, and students practice blending them into words.

Practice 1

Students listen for the target sound in words as well as writing the target letter.



Practice 3

Students practice all the target sounds and words with exercises for blending sounds and word recognition.

Student Book 2-5




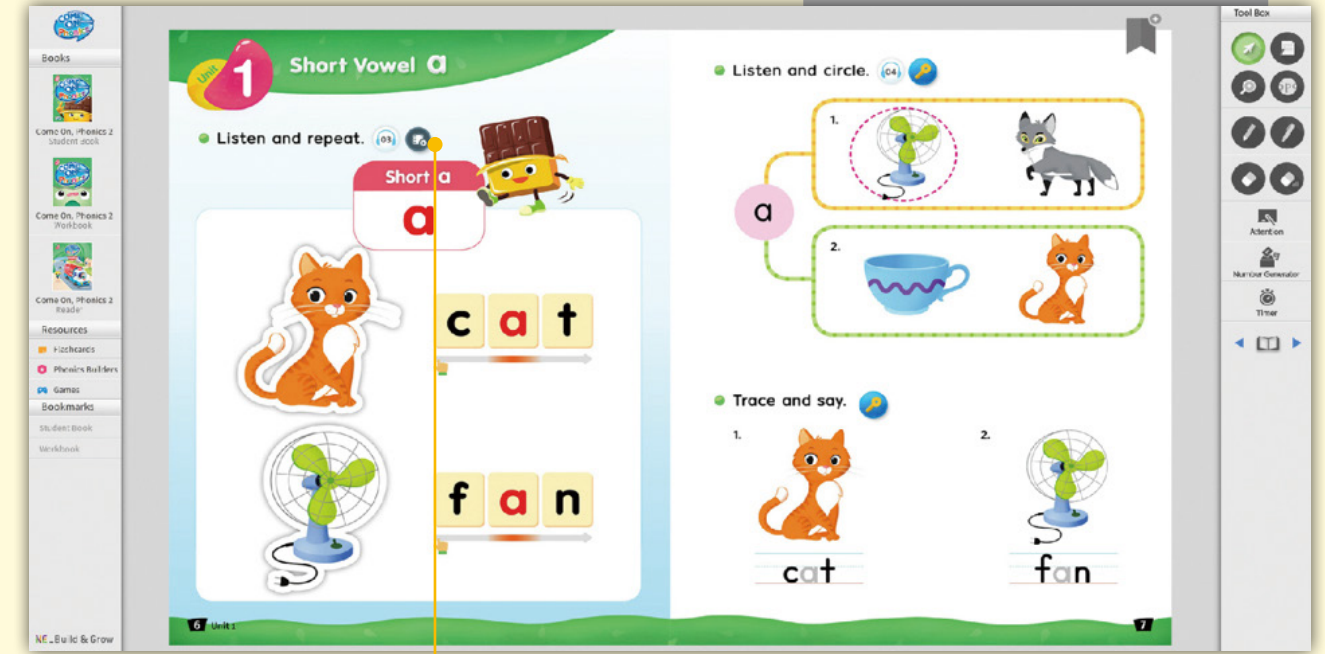
Story

A decodable story with lively illustrations lets students begin reading words in sentences. In addition to reviewing phonics words, students are introduced to sight words.

Activity

Students use what they have learned to complete or participate in a fun activity.

E-book



Sounds



Words

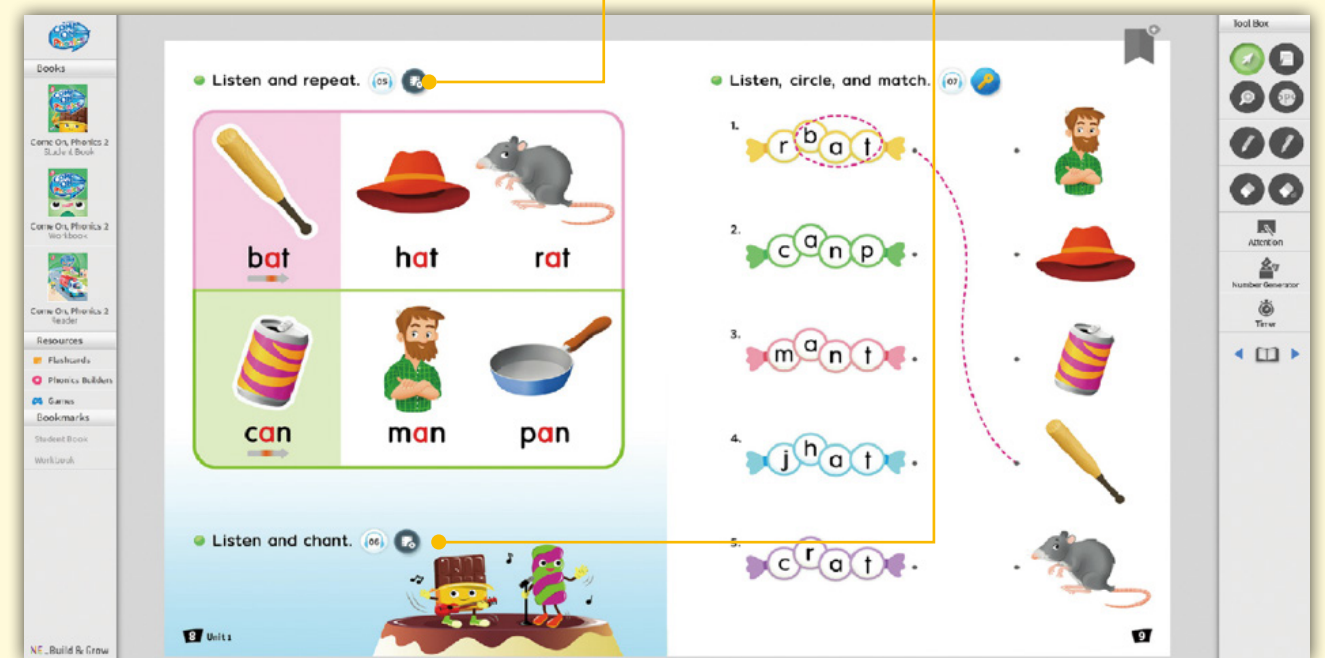


Chants

Reader




Students challenge themselves to read simple sentences with the included phonics reader. Two short stories review the phonics words from the student book.



E-book



Phonics Builders



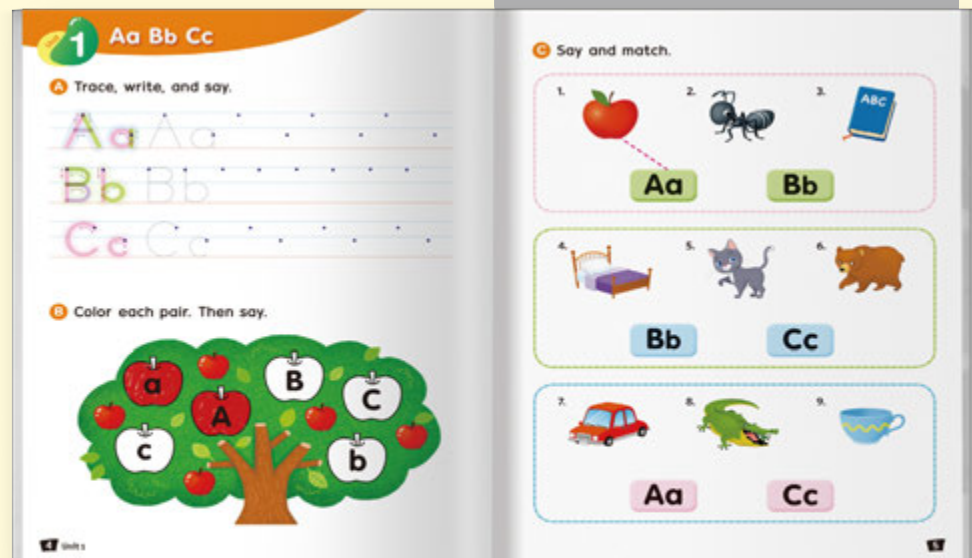
Stories



Games

- The digital copy of the book includes audio material and animations to supplement the book's contents. Interactive games can be used for in-class or at-home practice.

Workbook



- Students further practice what they learned with follow-up exercises.

Scope & Sequence

| Book 1: The Alphabet | |
|----------------------|----------|
| Unit | Contents |
| Unit 1 | Aa Bb Cc |
| Unit 2 | Dd Ee Ff |
| Review 1 | |
| Unit 3 | Gg Hh Ii |
| Unit 4 | Jj Kk Ll |
| Review 2 | |
| Unit 5 | Mm Nn Oo |
| Unit 6 | Pp Qq Rr |
| Review 3 | |
| Unit 7 | Ss Tt Uu |
| Unit 8 | Vv Ww Xx |
| Unit 9 | Yy Zz |
| Review 4 | |

| Book 2: Short Vowels | |
|----------------------|---------------|
| Unit | Contents |
| Unit 1 | Short Vowel a |
| Unit 2 | Short Vowel e |
| Review 1 | |
| Unit 3 | Short Vowel i |
| Unit 4 | Short Vowel o |
| Review 2 | |
| Unit 5 | Short Vowel u |
| Unit 6 | Short Vowel e |
| Review 3 | |
| Unit 7 | Short Vowel u |
| Unit 8 | Short Vowel u |
| Review 4 | |

| Book 3: Long Vowels | |
|---------------------|--------------|
| Unit | Contents |
| Unit 1 | Long Vowel a |
| Unit 2 | Long Vowel a |
| Review 1 | |
| Unit 3 | Long Vowel i |
| Unit 4 | Long Vowel i |
| Review 2 | |
| Unit 5 | Long Vowel o |
| Unit 6 | Long Vowel o |
| Review 3 | |
| Unit 7 | Long Vowel u |
| Review 4 | |

| Book 4: Consonant Blends | |
|--------------------------|----------|
| Unit | Contents |
| Unit 1 | L-Blends |
| Unit 2 | L-Blends |
| Review 1 | |
| Unit 3 | R-Blends |
| Unit 4 | R-Blends |
| Review 2 | |
| Unit 5 | S-Blends |
| Unit 6 | S-Blends |
| Review 3 | |
| Unit 7 | Digraphs |
| Unit 8 | Digraphs |
| Review 4 | |

| Book 5: Vowel Teams | |
|---------------------|---------------------|
| Unit | Contents |
| Unit 1 | Long Vowel e |
| Unit 2 | Long Vowel a |
| Review 1 | |
| Unit 3 | Long Vowel i |
| Unit 4 | Long Vowel o |
| Review 2 | |
| Unit 5 | Vowel oo |
| Unit 6 | Diphthongs |
| Review 3 | |
| Unit 7 | Diphthongs |
| Unit 8 | R-Controlled Vowels |
| Review 4 | |

Reader's theater books with two endings to choose from



Focus: Readers

CEFR: K - A2

Components: Story Book (MultiROM), Workbook

Sample Unit Preview



| | Title | Word Count | Pages | ISBN |
|--------------------|------------------------------------|------------|-------|-------------------|
| Level 1 | The Enormous Turnip | 400 – 600 | 36 | 979-11-253-1734-0 |
| | The City Mice and the Country Mice | | | 979-11-253-1735-7 |
| | The King's New Clothes | | | 979-11-253-1736-4 |
| | Someone Save Santa! | | | 979-11-253-1737-1 |
| | Mary's Little Lamb | | | 979-11-253-1250-5 |
| | Goldilocks and the Three Bears | | | 979-11-253-1251-2 |
| | Little Red Riding Hood | | | 979-11-253-1252-9 |
| | The Three Hungry Goats | | | 979-11-253-1253-6 |
| | Grandma's Red Bean Porridge | | | 979-11-253-1253-6 |
| Level 2 | The Halloween Treat Bag | 550 – 1100 | 36 | 979-11-253-2378-5 |
| | The Brave Little Tailor | | | 979-11-253-1738-8 |
| | The Three Little Pigs | | | 979-11-253-1739-5 |
| | The Bremen Town Musicians | | | 979-11-253-1740-1 |
| | The Nutcracker | | | 979-11-253-1741-8 |
| | The Cat with Boots | | | 979-11-253-1254-3 |
| | The Pied Piper of Hamelin | | | 979-11-253-1255-0 |
| | Jack and the Beanstalk | | | 979-11-253-1256-7 |
| | The Prince and the Beggar | | | 979-11-253-1257-4 |
| Level 3 | Anansi's Amazing Kids | 800 – 1200 | 36 | 979-11-253-2380-8 |
| | Rabbit's Halloween | | | 979-11-253-2381-5 |
| | The King Has Donkey Ears! | | | 979-11-253-1258-1 |
| | Rumpelstiltskin | | | 979-11-253-1259-8 |
| | Arachne and Athena | | | 979-11-253-1260-4 |
| Echo and Narcissus | 979-11-253-1261-1 | | | |

Features

- Two possible endings provide creative opportunities for class discussion and decision-making.
- Practice and rehearsal increase students' language proficiency and self-directed learning capability.
- Illustrations, catchy songs, and energetic voice acting give students a sensory experience of the story.
- QR codes allow students to easily access MP3 files of the story.
- A MultiROM provides role-play practice and theater materials for performing the story.

Online Resources

| Answer Keys | MP3 Files | Test Sheets | Lesson Plans | Word Lists | Teacher's Guide | Teaching Materials | MultiROM File |
|-------------|-----------|-------------|--------------|------------|-----------------|--------------------|---------------|
| • | • | • | • | • | • | • | • |



Giving students a confident start to learning English, *Come On, Everyone* inspires students to develop 21st century skills with task-based activities and vivid illustrations.



AMERICAN

Focus: Coursebook

CEFR: A1 - A2

Components: Student Book (APP QR/ Reader)
*Workbook, Teacher's Book sold separately



| | | Units | Pages | ISBN |
|---------|--------------|-------|-------|-------------------|
| Level 1 | Student Book | 8 | 111 | 979-11-253-3174-2 |
| | Workbook | 8 | 89 | 979-11-253-3180-3 |
| Level 2 | Student Book | 8 | 115 | 979-11-253-3175-9 |
| | Workbook | 8 | 89 | 979-11-253-3181-0 |
| Level 3 | Student Book | 8 | 115 | 979-11-253-3176-6 |
| | Workbook | 8 | 89 | 979-11-253-3182-7 |
| Level 4 | Student Book | 8 | 115 | 979-11-253-3177-3 |
| | Workbook | 8 | 89 | 979-11-253-3183-4 |
| Level 5 | Student Book | 8 | 119 | 979-11-253-3178-0 |
| | Workbook | 8 | 89 | 979-11-253-3184-1 |
| Level 6 | Student Book | 8 | 123 | 979-11-253-3179-7 |
| | Workbook | 8 | 89 | 979-11-253-3185-8 |

Features

- Creative individualized activities, projects, and presentations provide great opportunities for students to practice on their own and with each other.
- Story-making activities enable students to utilize their creativity by personalizing cartoons or reading passages from the student book.
- CLIL lessons contain culture tips and useful information about subjects relevant to students, preparing them for the real world.
- Chants and songs take advantage of the natural aid of rhythm to help students memorize and practice key vocabulary and expressions.
- Reader's theater storybooks provide creative opportunities for class discussion and decision-making as students choose between two possible endings and perform the stories to increase their language proficiency.

Online Resources

| Answer Keys | MP3 Files | Test Sheets | Lesson Plans | Word Lists | Teacher's Guide | Teaching Materials | E-book |
|-------------|-----------|-------------|--------------|------------|-----------------|--------------------|--------|
| • | • | • | • | • | • | • | • |

Student Book 1-4



- **A** A full-page illustration introduces the keywords in context. The students listen to each keyword and repeat to practice.
- **B** A short dialogue incorporates one of the new keywords into a conversation.

- **C-D** Text, images, and audio materials introduce the lesson's key structure(s).



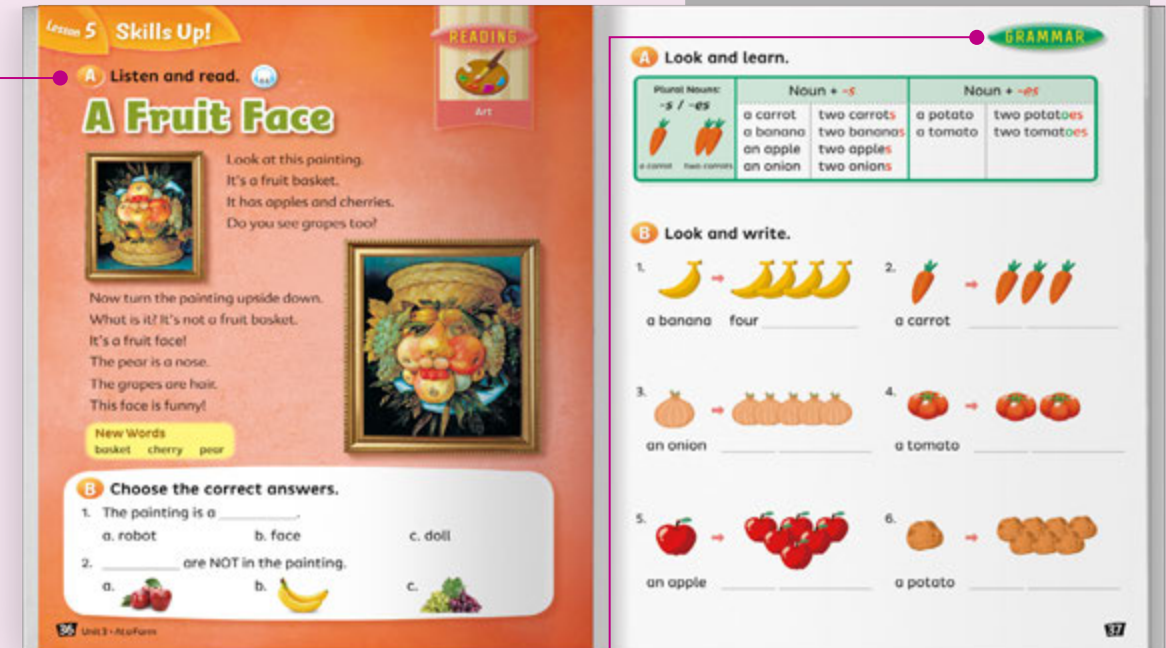
Student Book 1-4



- A A fun story provides extra listening and reading comprehension practice.
- B Comprehension questions test the students and encourage them to check the facts of the story.

- C. Make Your Own Story The students internalize the key language by making their own customized version of the story.
- Tongue Twisters The students practice specific pronunciation and phonics rules.

Student Book 1-4



- Reading A reading passage connects English to other school subjects such as social studies, math, and science.

- Grammar The grammar concept applied in the unit's key structures is presented in a chart. The students then complete writing exercises to practice it.



- A The students review the unit's keywords through a writing exercise.
- B The students review the key structures of the unit through a listening activity.

- Speaking Task / Presentation The students review what they have learned from the unit through an interactive speaking-based task or a personalized presentation.



- A A listening exercise reviews the keywords from the two previous units.
- B The students review the key structures from the two previous units by listening and choosing the correct pictures.

- C-D The students read and answer questions about a passage containing target language from the two previous units.

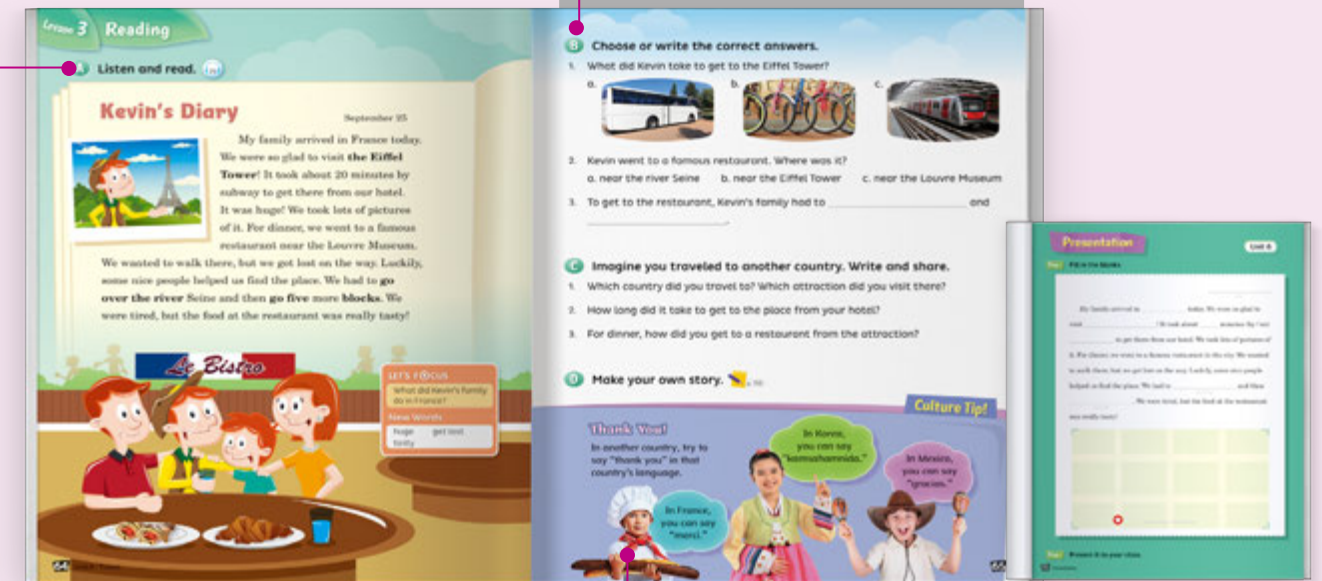
Student Book 5-6



- A A full-page illustration introduces the keywords in context. The students listen to each keyword and repeat to practice.
- B A short dialogue incorporates one of the new keywords into a conversation.

- C-D Text, images, and audio materials introduce the lesson's key structure(s).
- Chant An enjoyable chant helps the students practice the keywords and key structures.

Student Book 5-6



- A A fun story provides extra listening and reading comprehension practice.
- B Comprehension questions test the students and encourage them to check the facts of the story.

- C-D. Presentation The students internalize the key language by making their own customized version of the story.
- Tip! This section presents points for discussion about good citizenship or extra information about culture.



- A Clear, vivid illustrations present new keywords and one or more new key structure(s) to the students.
- B The students practice exchanging information with a partner.

- Presentation / Speaking Task A personalized presentation or fun interactive speaking task requires the students to use the key structures to complete an activity.



- A The students review the unit's keywords through a writing exercise.
- B The students review the key structures of the unit through a listening activity.

- Speaking Task / Presentation The students review what they have learned from the unit through an interactive speaking-based task or a personalized presentation.

Reading
A reading passage connects English to other school subjects such as social studies, math, and science.

Grammar
The grammar concept applied in the unit's key structures is presented in a chart. The students then complete writing exercises to practice it.

Interesting activities reinforce each lesson's vocabulary and grammar. Pages correspond to the lessons in the student book and are suitable for use in class or as homework.

A A listening exercise reviews the keywords from the two previous units.
B-C The students review the key structures from the two previous units by listening and choosing the correct pictures.

D-E The students read and answer questions about a passage containing target language from the two previous units.

Useful teaching suggestions and exciting ideas for additional activities are provided for teachers. Photocopiable worksheets, tests, and answer keys are included. The attached DVD-ROM for teachers contains achievement tests and unit tests.

Reader's Theater Storybook



A reader's theater storybook provides creative opportunities for class discussion and decision-making. The students choose between two possible endings to the story and perform it as a play. [Books 1-4: Classic tales / Books 5-6: Greek myths]

E-book



An E-book file provides flashcards, audio for keyword chants and the reader's theater storybook, and extra practice materials that let students review their lessons in class or at home.

Giving students a confident start to learning English, *Come On, Everyone* inspires students to develop 21st century skills with task-based activities and vivid illustrations.



Focus: Coursebook

CEFR: A1 - A2

Components: Class Book (MP3 QR)

*Workbook, Teacher's Book sold separately

Sample Unit Preview



| | | Units | Pages | ISBN |
|---------|------------|-------|-------|-------------------|
| Level 1 | Class Book | 8 | 111 | 979-11-253-2776-9 |
| | Workbook | 8 | 89 | 979-11-253-2782-0 |
| Level 2 | Class Book | 8 | 115 | 979-11-253-2777-6 |
| | Workbook | 8 | 89 | 979-11-253-2783-7 |
| Level 3 | Class Book | 8 | 115 | 979-11-253-2778-3 |
| | Workbook | 8 | 89 | 979-11-253-2784-4 |
| Level 4 | Class Book | 8 | 115 | 979-11-253-2779-0 |
| | Workbook | 8 | 89 | 979-11-253-2785-1 |
| Level 5 | Class Book | 8 | 119 | 979-11-253-2780-6 |
| | Workbook | 8 | 89 | 979-11-253-2786-8 |
| Level 6 | Class Book | 8 | 123 | 979-11-253-2781-3 |
| | Workbook | 8 | 89 | 979-11-253-2787-5 |

Features

- Creative individualised activities, projects, and presentations provide great opportunities for students to practise on their own and with each other.
- Story-making activities enable students to utilise their creativity by personalizing cartoons or reading passages from the class book.
- CLIL lessons contain culture tips and useful information about subjects relevant to students, preparing them for the real world.
- Chants and songs take advantage of the natural aid of rhythm to help students memorise and practise key vocabulary and expressions.

Online Resources

| Answer Keys | MP3 Files | Test Sheets | Lesson Plans | Word Lists | Teacher's Guide | Teaching Materials | E-book |
|-------------|-----------|-------------|--------------|------------|-----------------|--------------------|--------|
| • | • | • | • | • | • | • | • |

An inventive series for adult and young-adult English learners designed to help master essential language skills

SURPASS

GO BEYOND EXPECTATIONS



Focus: Coursebook

CEFR: A1 - C1

Components: Student Book (MP3 QR)

*Workbook, Teacher's Book sold separately

Sample Unit Preview



| | | Units | Pages | ISBN |
|---------|--------------|-------|-------|-------------------|
| Level 1 | Student Book | 10 | 132 | 979-11-253-2345-7 |
| | Workbook | 10 | 61 | 979-11-253-2349-5 |
| Level 2 | Student Book | 10 | 136 | 979-11-253-2346-4 |
| | Workbook | 10 | 61 | 979-11-253-2350-1 |
| Level 3 | Student Book | 10 | 140 | 979-11-253-2347-1 |
| | Workbook | 10 | 61 | 979-11-253-2351-8 |
| Level 4 | Student Book | 10 | 140 | 979-11-253-2348-8 |
| | Workbook | 10 | 61 | 979-11-253-2352-5 |
| Level 5 | Student Book | 10 | 172 | 979-11-253-2917-6 |
| | Workbook | 10 | 61 | 979-11-253-2919-0 |
| Level 6 | Student Book | 10 | 176 | 979-11-253-2918-3 |
| | Workbook | 10 | 61 | 979-11-253-2920-6 |

Features

- **A well-balanced curriculum** provides ample amounts of input in each of the various language domains for students to practice listening, speaking, reading and writing skills together.
- **A systematic unit structure** enables students to deepen their language learning while expanding their knowledge about each topic.
- **Engaging activities** give students the opportunity to express and encounter a variety of personal opinions, promoting competency and retention through repeated practice.
- **A focus on functional language** introduces numerous forms of practical, communicative language taken directly from real-life situations. This provides sufficient opportunities for students to practice using newly-acquired vocabulary and structures in the context of everyday scenarios.
- **A step-by-step approach** allows students to gradually develop and strengthen competency. At each step, new content is presented and then incorporated into larger comprehensive exercises to consolidate students' learning.

Online Resources

| Answer Keys | MP3 Files | Test Sheets | Lesson Plans | Word Lists | Teacher's Guide | Teaching Materials | E-Book |
|-------------|-----------|-------------|--------------|------------|-----------------|--------------------|--------|
| • | • | • | • | • | • | • | • |

Student Book 1-4



Topic A – Lesson 1


The two-page lesson provides vocabulary, listening, grammar, and speaking activities centered on a particular lesson topic.

The vocabulary section introduces level-appropriate keywords relating to the topic and offers practical exercises for students to become familiar with the words.

The listening section consists of short conversations or monologues incorporating the keywords from the lesson. Students can practice their listening, as well as review the keywords they have just learned in the vocabulary section.

In the grammar section, students review sentences from the listening section, and analyze the meaning and structure of the target grammar point.

At the end of each lesson, a practical speaking or writing component is included so students can start applying the target language immediately.



Student Book 1-6

Each of the target grammar points is presented in the supplementary Grammar Reference section in order to help students better understand the grammar points through the use of additional examples.



Topic A – Lesson 2

The two-page lesson provides further theme-related activities, with a greater focus on reading, listening and speaking.

A fun and engaging reading passage allows students to broaden their knowledge about the lesson topic. In addition, frequent opportunities for personal response are provided both before and after reading the passage.

The listening section reviews content from the reading passage so that learners may re-examine the language with a more thorough understanding of the text.

A simple speaking activity or insightful questions (OVER TO YOU) offers students the opportunity to express their personal thoughts and opinions on the topic, and to engage in fruitful discussion with their classmates.



Topic C – Lesson 5

In SURPASS 1 & 2, Lesson 5 focuses on the practical use of English. Students learn and apply real-world communicative expressions in real-life settings. Students can also review what they have learned in the unit as they apply it in an interactive, task-based speaking activity.



Topic B – Lesson 3 & Lesson 4

The two lessons provide vocabulary, listening, grammar, speaking, and reading activities based on a different topic than that of lessons 1 & 2. Students can enjoy learning about various aspects of the central theme while consistently being presented with new and valuable lexical input.



Topic C – Lesson 5

In SURPASS 3 & 4, Lesson 5 allows students to get familiar with various types of offline and online written texts. Each type of writing highlights one target grammar point so that learners can practice using it in context. Additionally, a series of comprehension and opinion questions prepare students to develop their own ideas while engaging with those of their classmates. By researching, organizing, and writing their thoughts and opinions in accordance with the guided-writing assignment provided in the lesson, students are able to integrate and internalize the key language forms they have learned throughout the unit.

1A How does it make you feel?

1 LISTENING
A Look at the pictures on the web page. Which sounds do you particularly like or dislike?

MOST LOVED AND HATED SOUNDS

Click on a blockhead
The blockhead is a sound effect used in video games to make a character look angry or frustrated. It's often used when a character is hit or when they are about to die.

Doctor
Doctors use stethoscopes to listen to a patient's heart and lungs. The sound of a stethoscope is a common sound in a hospital.

Freezer
A freezer is a common household appliance. The sound of a freezer is a common sound in a kitchen.

Drum
A drum is a common musical instrument. The sound of a drum is a common sound in a band or orchestra.

Drum
A drum is a common musical instrument. The sound of a drum is a common sound in a band or orchestra.

Drum
A drum is a common musical instrument. The sound of a drum is a common sound in a band or orchestra.

2 VOCABULARY
A Complete the sentences with the highlighted expressions from the web page. Then listen and check.

1 I don't screaming is worse than the sound of drilling or the _____ of a baby.
2 I just hate the _____ sound of chalk. I wish all schools would get rid of their chalkboards already.
3 I think it's strange to find the sound of _____ before sleeping.
4 Broken can be used as sound effects for exciting movie scenes, like car chases.
5 I really like the sound of _____ chime.
6 I love the _____ sound of falling raindrops on a window.
7 I know you love the sound of a _____ fish.
8 I love to hear the _____ sound of autumn leaves.

B Can you name some other expressions related to sound?
Learn about about expressions related to sound. Vocabulary Practice p. 140

3 SPEAKING
A Walk around and find a classmate to match each description. Write his or her name in the blank and ask the follow-up questions.

FIND SOMEONE WHO ...

has an issue with noisy neighbors.
uses earplugs on public transport.
has childhood memories related to a specific sound.
has suffered from headaches caused by loud, harsh noises.

B Tell a partner about one of the people you interviewed for the activity.

Topic A – Lesson 1

The two-page lesson provides listening, vocabulary, and speaking activities centered on a particular lesson topic. The listening section consists of conversations or monologues incorporating the keywords from the lesson.

The vocabulary section introduces level-appropriate keywords relating to the topic and offers practical exercises for students to become familiar with the words.

A practical speaking component is included so students can start using the target language immediately at the end of each lesson.

4 READING
A Have you ever heard of ASMR? What do you know about it?
B Read the first page of the article and answer the questions.
C Read the rest of the article and answer the questions.

The Calming, Tingling Sensations of ASMR

Imagine staring into the face of a young woman as she speaks calmly and quietly into her microphones. Her handflowers rest carefully on your ears, allowing you to hear every sound as if she were whispering to you. Usually, she turns to her camera and whispers calming and encouraging phrases. She also taps her fingertips gently against the table and runs her hand over a fuzzy towel.

ASMR stands for "Autonomous Sensory Meridian Response." Although it sounds highly scientific, "the name was actually coined by ordinary people discussing the phenomenon on the internet. Typically those who experience ASMR describe it as a pleasant, tingling feeling that starts at the back of the head and spreads down the spine, leading to a state of relaxed relaxation and well-being. It sounds like the sort of feeling you might get from a text message, but what's surprising about ASMR is that people who experience it say it is actually triggered by sounds or the feeling of having someone play close attention to you.

In recent years, ASMR has grown to become a global internet sensation. "Unless intended to produce the feeling, ASMR attracted millions of views on YouTube. Some of the most popular videos feature a whispering speaker who seems to be talking directly to the viewer while using various objects to make soothing sounds. Other videos show relaxing situations in which the speaker pretends to be giving the viewer a haircut, a facial, or some other kind of personal care treatment while describing the process in a quiet voice. Still others show minutes on video from an assembly when the meeting goes on running a slow river.

ASMR has become a global internet sensation. "Unless intended to produce the feeling, ASMR attracted millions of views on YouTube. Some of the most popular videos feature a whispering speaker who seems to be talking directly to the viewer while using various objects to make soothing sounds. Other videos show relaxing situations in which the speaker pretends to be giving the viewer a haircut, a facial, or some other kind of personal care treatment while describing the process in a quiet voice. Still others show minutes on video from an assembly when the meeting goes on running a slow river.

5 LISTENING
A Listen to Avery and Jibson talk about their ASMR experiences. How do they feel about ASMR?
B Listen again and complete the sentences.

OVER TO YOU

1 Have you ever watched any ASMR videos? If so, share any ones you particularly liked or disliked.
2 Some people use ASMR videos as a way to relieve stress or recover from depression. Have you ever had depression or any other mental health issue? How did you deal with it?
3 Do you know any other simple ways to relax or relieve stress?

Topic A – Lesson 2

The two-page lesson provides further theme-related activities, with a greater focus on reading, listening, and speaking.

A fun and engaging reading passage allows students to broaden their knowledge about the lesson topic. In addition, frequent opportunities for personal response are provided both before and after reading the passage.

The listening section reviews content from the reading passage so that learners may re-examine the language with a more thorough understanding of the text.

A simple speaking activity based on insightful questions (OVER TO YOU) offers students the opportunity to express their personal thoughts and opinions on the topic, and to engage in fruitful discussion with their classmates.

Vocabulary Practice

1 The human voice
Complete the sentences with the words in the box.

grumbling, shouting, giggling, humming, snoring, snoring, whisper, panting, sneezing, snoring

1 The baby smiles and _____ when she talks to her.
2 Arnold started _____ because he has the best and best to do the dishes.
3 Vanessa is allergic to pollen, so she is always _____ in spring.
4 I hate _____ and always get it because the music makes me so happy.
5 The crowd is _____ because of the controversial calls by the referee.
6 My friend _____ when we are in the library.
7 The crowd was _____ for their favorite team.
8 He must be really tired because he is _____ at his desk.
9 Finally, _____ when she sees a spider.
10 Everyone started _____ after hearing the bad news.
11 London is _____ because he can't breathe through his nose.
12 Nancy has been _____ for hours. Drinking water will help her throat.
13 My mom _____ happily after looking at the credit card bill.
14 She was _____ her favorite singer's name throughout the concert.

2 Animal sounds and others
A Choose the correct answers.
1 The baby was standing too close to the table, so it started _____ / sneezing at them.
2 When you hear the terms "whisper" / "hum", please remind it that the sound.
3 We could hear the _____ / humming of children's heads as they went marching by.
4 The team _____ / snored around their base camp.
5 The horse _____ / snored loudly upon seeing his owner.
6 The fly became _____ / snored underneath the children's feet.
7 The door let out a _____ / chime as he opened it.

B Complete the sentences using the words in the box.
hummed, snored, snored, snoring, snoring, snoring, snoring, snoring, snoring

1 The car honk _____ to a light at the end of the road.
2 When a snake _____ its tail, it's warning you to stay away.
3 The tourist is _____ please turn it off.
4 When he talked his way, the engine _____ to life.
5 My neighbor's dog has been _____ all night. I can't get any sleep.



Topic B – Lesson 3

The two-page lesson provides listening, grammar, and speaking activities based on a different aspect of the topic in Part A. Students can enjoy learning about various points of the central theme while consistently being presented with new and valuable lexical input.

The listening section consists of conversations or monologues incorporating the grammar points from the lesson.

In the grammar section, students review sentences from the listening section, and analyze the meaning and structure of the target grammar point in depth.

A practical speaking component is included so students can start using the target language immediately at the end of each lesson.



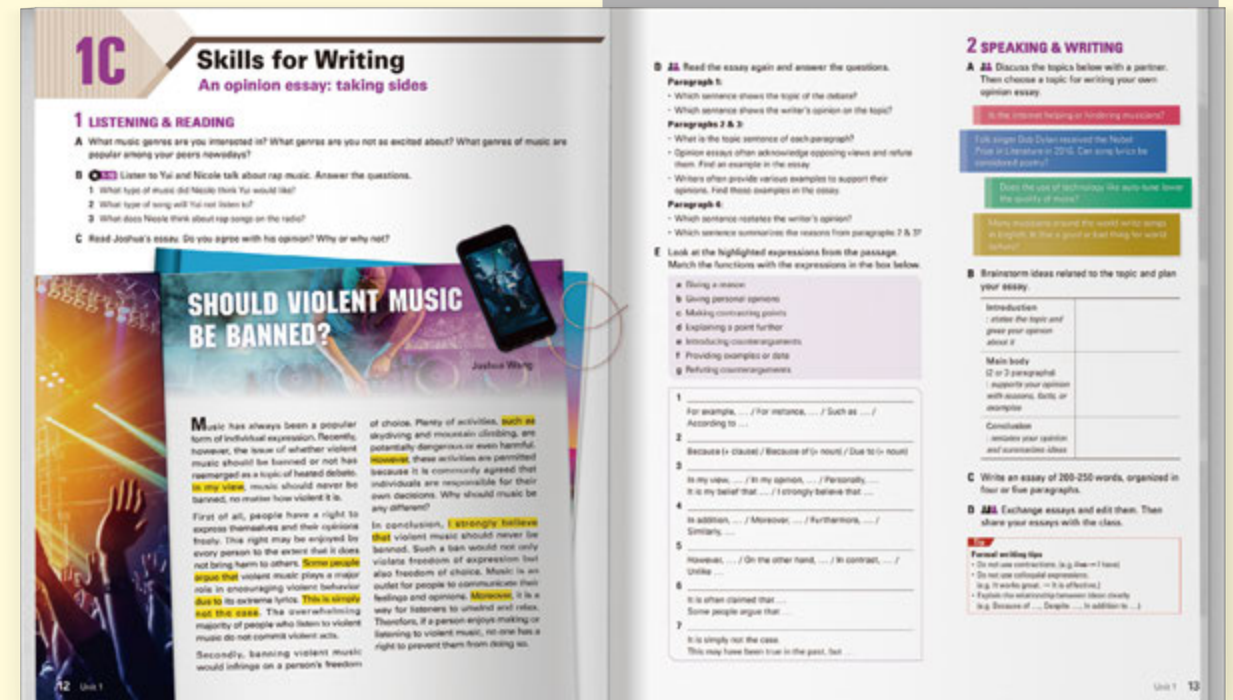
Topic B – Lesson 4

The two-page lesson provides further theme-related activities, with a greater focus on reading, listening, and speaking. A fun and engaging reading passage allows students to broaden their knowledge about the lesson topic. In addition, frequent opportunities for personal response are provided both before and after reading the passage.

The listening section reviews content from the reading passage so that learners may re-examine the language with a more thorough understanding of the text.

A simple speaking activity based on insightful questions (OVER TO YOU) offers students the opportunity to express their personal thoughts and opinions on the topic, and to engage in fruitful discussion with their classmates.

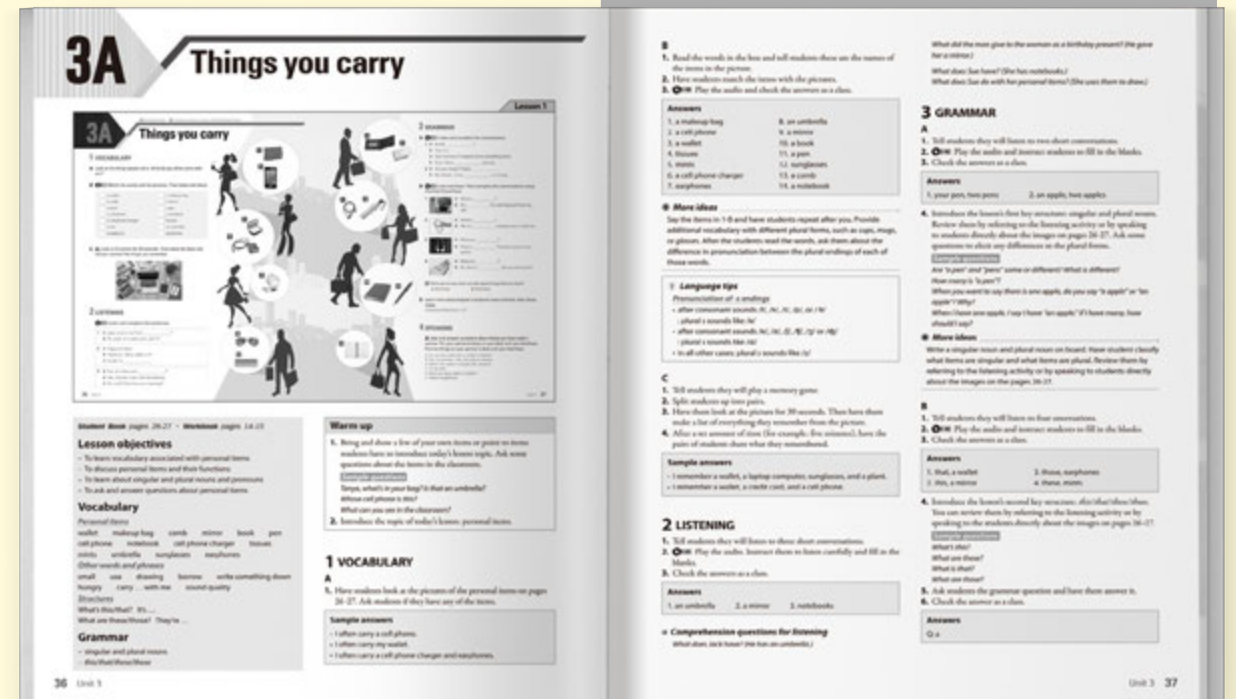
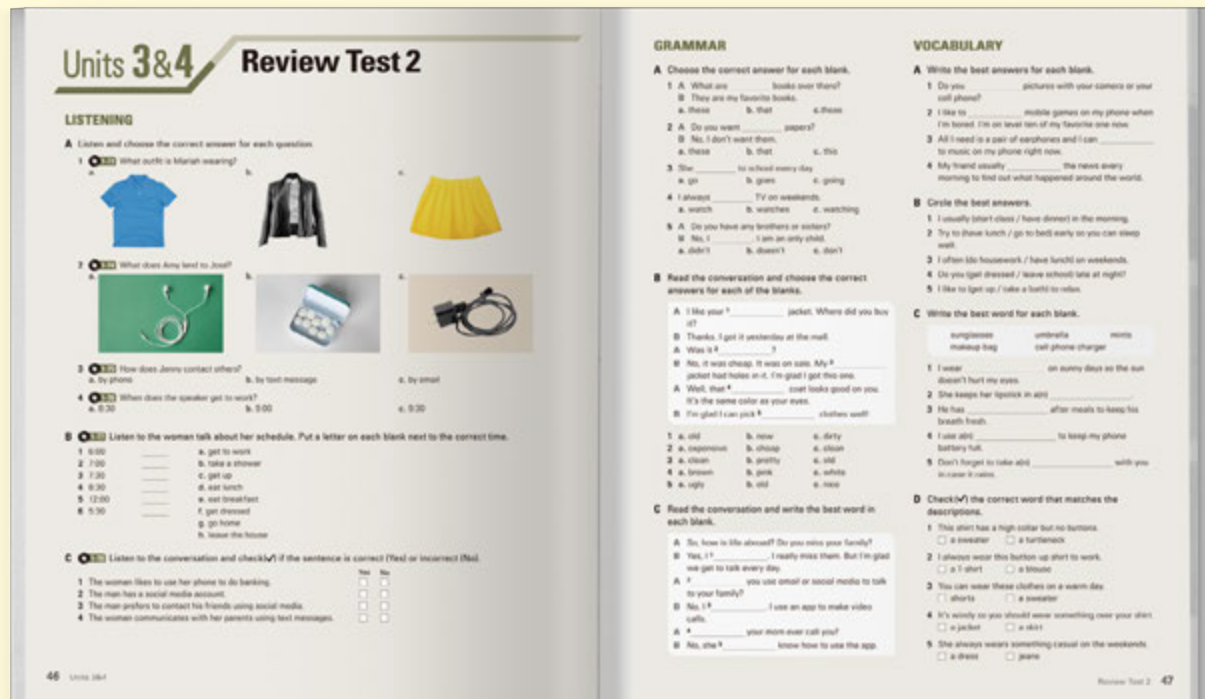
Student Book 5&6



Topic C – Lesson 5

Lesson 5 allows students to become familiar with various kinds of written texts. Each type of writing highlights one target grammar point—for the most part—so that learners can have additional practice putting it to use in a variety of real-world written formats.

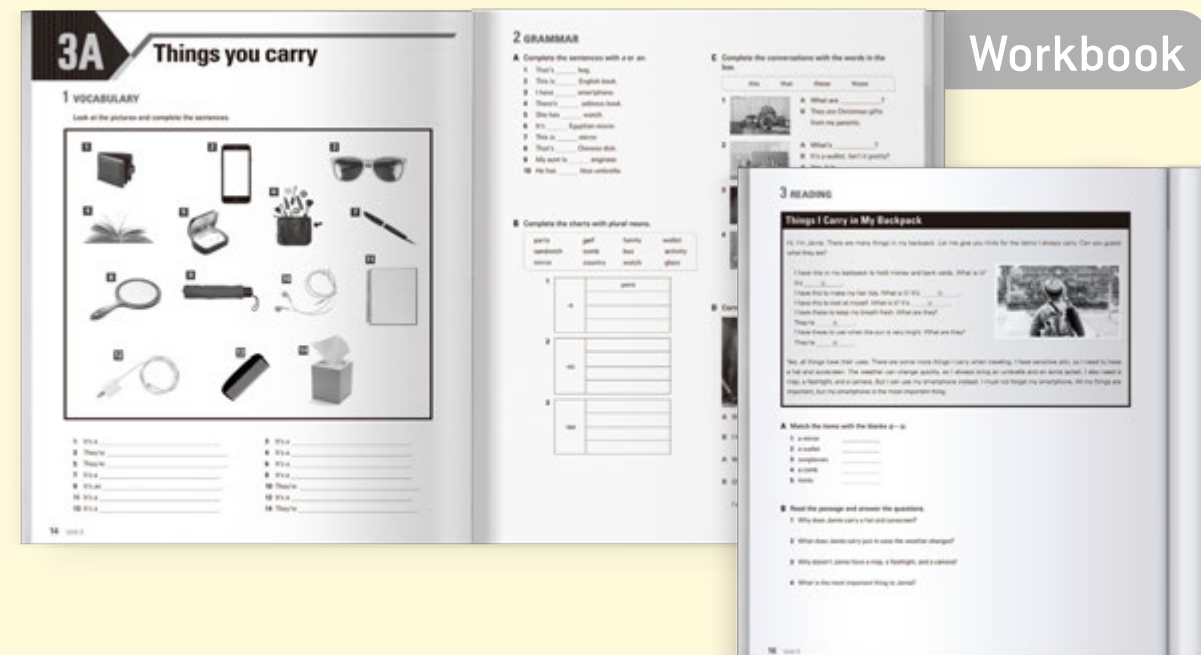
By researching, organizing, and writing their thoughts and opinions in accordance with the guided-writing assignment provided in the lesson, students are able to integrate and internalize the key language forms they have learned throughout the unit while developing their written communication skills.



Review Test

A Review Test is provided every two units so that students can survey what they have learned in the previous two units. The Review Test includes Listening, Grammar, and Vocabulary sections, which are designed to help students prepare for and become familiar with English language exams.

An abundance of useful teaching suggestions for additional activities and comprehension questions can be found in the Teacher's Book. To help teachers prepare their lessons, this book provides a background knowledge section, along with additional practical expressions and language structures, and answer keys. Photocopiable Unit Tests and midterm/final tests are also provided.



Workbook

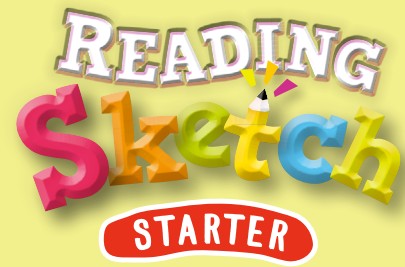
Workbook activities reinforce each lesson's vocabulary and grammar structures by providing a sufficient number and variety of questions. The workbook also provides an additional reading passage for each lesson topic so learners can further develop their understanding and thoughts on the content of the lesson.



E-Book

E-Book is a supplementary online service that provides answer keys for the Student Book and Workbook, and includes sample answers and further useful expressions that students can employ in speaking and/or writing activities.

A multisensory reading series for beginners with basic phonics knowledge



Focus: Reading Comprehension CEFR: A1

Components: Student Book (MP3 QR), Workbook

Sample Unit Preview



| | Units | Word Count | Pages | ISBN |
|---------|-------|------------|-------|-------------------|
| Level 1 | 16 | 35 ~ 35 | 120 | 979-11-253-3326-5 |
| Level 2 | 16 | 35 ~ 40 | 120 | 979-11-253-3327-2 |
| Level 3 | 16 | 40 ~ 45 | 124 | 979-11-253-3328-9 |

Features

- Phonetically controlled decodable words and high frequency words
- Level-appropriate key words and basic sentence patterns
- Relevant curriculum-based topics
- Basic speaking practice in each unit
- Gradually increasing word counts
- Fun chants, songs, and captivating illustrations
- Various multisensory activities

Online Resources

| Answer Keys | MP3 Files | Test Sheets | Lesson Plans | Word Lists | Teacher's Guide | Teaching Materials | E-book |
|-------------|-----------|-------------|--------------|------------|-----------------|--------------------|--------|
| • | • | • | • | • | • | • | • |

A three-level reading series designed for young readers



Focus: Reading Comprehension CEFR: A1

Components: Student Book (MP3 QR), Workbook

Sample Unit Preview



| | Units | Word Count | Pages | ISBN |
|---------|-------|------------|-------|-------------------|
| Level 1 | 20 | 35 ~ 45 | 132 | 979-11-253-3323-4 |
| Level 2 | 20 | 45 ~ 55 | 132 | 979-11-253-3324-1 |
| Level 3 | 20 | 55 ~ 65 | 132 | 979-11-253-3325-8 |

Features

- Level appropriate key words in each unit
- Relevant theme-based topics
- Attractive illustrations and photos
- Basic speaking practice in each unit
- Ready-to-use Reader's Theater scripts and plays
- Fun wrap-up activities
- Lively, engaging audio files
- Workbook for vocabulary practice and dictation

Online Resources

| Answer Keys | MP3 Files | Test Sheets | Lesson Plans | Word Lists | Teacher's Guide | Teaching Materials | E-book |
|-------------|-----------|-------------|--------------|------------|-----------------|--------------------|--------|
| • | • | • | • | • | • | • | • |

A reading book for beginners with many themes and captivating images

Reading Sponge



Focus: Reading Comprehension CEFR: A1

Components: Student Book (MP3 QR), Workbook

Sample Unit Preview



| | Units | Word Count | Pages | ISBN |
|---------|-------|------------|-------|-------------------|
| Level 1 | 20 | 45 ~ 50 | 132 | 979-11-253-3329-6 |
| Level 2 | 20 | 55 ~ 60 | 132 | 979-11-253-3330-2 |
| Level 3 | 20 | 65 ~ 70 | 132 | 979-11-253-3331-9 |

Features

- Captivating images to stimulate imaginations
- Theme-based topics with 3 fiction stories and 1 nonfiction article
- High-frequency words to build up reading fluency
- Basic reading comprehension skills presented through visual formats
- Varied vocabulary expansion activities
- Lively, animated audio files to ensure full engagement with reading
- Workbook for vocabulary, high frequency words, summarizing and sentence practice

Online Resources

| Answer Keys | MP3 Files | Test Sheets | Lesson Plans | Word Lists | Teacher's Guide | Teaching Materials | E-book |
|-------------|-----------|-------------|--------------|------------|-----------------|--------------------|--------|
| • | • | • | • | • | • | - | • |

A three-level reading series designed for beginner students

Read & Retell



Focus: Reading Comprehension CEFR: A1

Components: Student Book (MP3 QR), Workbook

Sample Unit Preview



| | Units | Word Count | Pages | ISBN |
|---------|-------|------------|-------|-------------------|
| Level 1 | 16 | 50 ~ 60 | 128 | 979-11-253-3344-9 |
| Level 2 | 16 | 60 ~ 70 | 128 | 979-11-253-3345-6 |
| Level 3 | 16 | 70 ~ 80 | 128 | 979-11-253-3346-3 |

Features

- Theme-based topics with engaging fiction and nonfiction stories
- Basic story elements and reading skills: characters, time, place, plot, problem & solution, main idea & details
- Lively Oral Reading Fluency activities to improve students' reading accuracy, speed, and expression
- Literacy Center to boost students' knowledge of pronunciation, grammar, high frequency words, and punctuation
- Special Sections: reading day and retelling day
- Retelling Charts for special sections
- Retelling Cards for each unit

Online Resources

| Answer Keys | MP3 Files | Test Sheets | Lesson Plans | Word Lists | Teacher's Guide | Teaching Materials | E-book |
|-------------|-----------|-------------|--------------|------------|-----------------|--------------------|--------|
| • | • | • | • | • | • | • | • |

A reading book to strengthen the sense of reading

Reading Sense



Focus: Reading Comprehension CEFR: A1 - A2

Components: Student Book (MP3 QR), Workbook

Sample Unit Preview



| | Units | Word Count | Pages | ISBN |
|---------|-------|------------|-------|-------------------|
| Level 1 | 20 | 80 | 132 | 979-11-253-3320-3 |
| Level 2 | 20 | 90 | 132 | 979-11-253-3321-0 |
| Level 3 | 20 | 100 | 132 | 979-11-253-3322-7 |

Features

- Topics to stimulate the imagination: to help students rediscover reading as a fun experience
- Theme-based topics: three fiction passages and a nonfiction passage grouped together on a single theme
- Graphic organizers: to help students structure their thinking
- Listening and speaking activities: to transform reading into output skills
- Captivating illustrations: to help students feel involved with the passages
- Workbook provided for homework: with vocabulary review and writing activities

Online Resources

| Answer Keys | MP3 Files | Test Sheets | Lesson Plans | Word Lists | Teacher's Guide | Teaching Materials | E-book |
|-------------|-----------|-------------|--------------|------------|-----------------|--------------------|--------|
| • | • | • | • | • | • | - | • |

A reading book to develop students' reading comprehension skills

Reading Clue



Focus: Reading Comprehension CEFR: A1 - A2

Components: Student Book (MP3 QR), Workbook

Sample Unit Preview



| | Units | Word Count | Pages | ISBN |
|---------|-------|------------|-------|-------------------|
| Level 1 | 20 | 100 ~ 110 | 136 | 979-11-253-3317-3 |
| Level 2 | 20 | 110 ~ 120 | 136 | 979-11-253-3318-0 |
| Level 3 | 20 | 120 ~ 130 | 136 | 979-11-253-3319-7 |

Features

- Compelling, theme-based topics: to stimulate students' intellectual curiosity
- Meaningful vocabulary activities: to help students learn key words through engaging sentences and illustrations
- Emphasis on summarizing activities: to help students structure their thinking with graphic organizers and follow-up summarizing activities
- Attractive images: to maximize students' imagination
- Workbook for vocabulary and sentence practice: to expand students' vocabulary and allow them to review the reading passages

Online Resources

| Answer Keys | MP3 Files | Test Sheets | Lesson Plans | Word Lists | Teacher's Guide | Teaching Materials | E-book |
|-------------|-----------|-------------|--------------|------------|-----------------|--------------------|--------|
| • | • | • | • | • | • | - | • |

A reading book for low intermediate students that builds a foundation for critical thinking skills

The Basic Way



Focus: Reading Skills

CEFR: A2

Components: Student Book (MP3 QR), Workbook

Sample Unit Preview



| | Units | Word Counts | Pages | ISBN |
|---------|-------|-------------|-------|-------------------|
| Level 1 | 20 | 150–180 | 128 | 979-11-253-3267-1 |
| Level 2 | 20 | 180–210 | 128 | 979-11-253-3268-8 |
| Level 3 | 20 | 210–240 | 128 | 979-11-253-3269-5 |

Features

- Emphasis on systematic reading skills to foster independent thinking and analytical ability
- A balance of interesting, informative fiction and nonfiction texts
- Theme-based grouping of units
- Vivid images to help students feel involved with the passages
- Graphic organizers to promote the development of systematic comprehension and thinking skills

Online Resources

| Answer Keys | MP3 Files | Test Sheets | Lesson Plans | Word Lists | Teacher's Guide | Teaching Materials | E-book |
|-------------|-----------|-------------|--------------|------------|-----------------|--------------------|--------|
| • | • | • | • | • | • | • | • |

A reading book for low intermediate students to improve fundamental reading skills and strategies

READ TO REACH



Focus: Reading Skills

CEFR: A2

Components: Student Book (MP3 QR)
*Workbook sold separately

Sample Unit Preview



| | | Units | Word Count | Pages | ISBN |
|---------|--------------|-------|------------|-------|-------------------|
| Level 1 | Student Book | 20 | 140 ~ 180 | 136 | 979-11-253-3347-0 |
| | Workbook | 20 | - | 44 | 979-11-253-3350-0 |
| Level 2 | Student Book | 20 | 160 ~ 200 | 136 | 979-11-253-3348-7 |
| | Workbook | 20 | - | 44 | 979-11-253-3351-7 |
| Level 3 | Student Book | 20 | 180 ~ 220 | 136 | 979-11-253-3349-4 |
| | Workbook | 20 | - | 44 | 979-11-253-3352-4 |

Features

- 8 fundamental reading skills and strategies: Characters, Story Structure, Main Idea & Details, Compare & Contrast, Sequence, Cause & Effect, Problem & Solution, and Fact & Opinion
- 20 engaging units cover both real life and school subject content
- A captivating photo and a semantic map encourage students to actively predict the text
- Text Talk enables students to interact with the reading selection
- Test Wise prepares students to be successful at standard tests
- Focus on Summarizing builds students' summarizing strategy
- Critical Thinking challenges students to reflect on the reading selection in various ways

Online Resources

| Answer Keys | MP3 Files | Test Sheets | Lesson Plans | Word Lists | Teacher's Guide | Teaching Materials | E-book |
|-------------|-----------|-------------|--------------|------------|-----------------|--------------------|--------|
| • | • | • | • | • | • | • | • |

A reading book for intermediate learners to improve reading comprehension skills as well as critical thinking skills

The Best Way



Focus: Reading Skills

CEFR: B1 - B2

Components: Student Book (MP3 QR), Workbook

Sample Unit Preview



| | Units | Word Counts | Pages | ISBN |
|---------|-------|-------------|-------|-------------------|
| Level 1 | 20 | 230~260 | 128 | 979-11-253-3270-1 |
| Level 2 | 20 | 250~280 | 128 | 979-11-253-3271-8 |
| Level 3 | 20 | 290~340 | 128 | 979-11-253-3272-5 |

Features

- Emphasis on systematic reading skills to foster independent thinking and analytical ability
- A mix of interesting, informative fiction and nonfiction texts
- Theme-based grouping of units
- Vivid images to help students feel involved with the passages
- Graphic organizers to promote the development of systematic comprehension and thinking skills

Online Resources

| Answer Keys | MP3 Files | Test Sheets | Lesson Plans | Word Lists | Teacher's Guide | Teaching Materials | E-book |
|-------------|-----------|-------------|--------------|------------|-----------------|--------------------|--------|
| • | • | • | • | • | • | • | • |

A reading book that builds comprehension skills and broadens knowledge

Reading Source



Focus: Content Area Reading

CEFR: A2

Components: Student Book (MP3 QR), Workbook

Sample Unit Preview



| | Units | Word Count | Pages | ISBN |
|---------|-------|------------|-------|-------------------|
| Level 1 | 20 | 140 ~ 150 | 132 | 979-11-253-3356-2 |
| Level 2 | 20 | 160 ~ 170 | 132 | 979-11-253-3357-9 |
| Level 3 | 20 | 180 ~ 200 | 132 | 979-11-253-3358-6 |

Features


- Theme-based topics: to build up creative thinking skills and broaden knowledge using fiction and nonfiction texts in major content areas
- Key words and phrases: to increase the knowledge of key words and phrases
- Graphic organizers: to develop logical thinking skills
- Reading comprehension questions: to confirm students' understanding with targeted reading skills, such as finding the main idea, identifying supporting details, and making inferences
- Writing and speaking activities: to transform reading into output skills by connecting passages to students' own lives and experiences
- Workbook: with vocabulary review, writing activities and listening activities

Online Resources

| Answer Keys | MP3 Files | Test Sheets | Lesson Plans | Word Lists | Teacher's Guide | Teaching Materials | E-book |
|-------------|-----------|-------------|--------------|------------|-----------------|--------------------|--------|
| • | • | • | • | • | • | • | • |

An engaging academic nonfiction reading book for advanced readers

Reading Peak



Focus: Content Area Reading

CEFR: B1

Components: Student Book (MP3 QR), Workbook

Sample Unit Preview



| | Units | Word Count | Pages | ISBN |
|---------|-------|------------|-------|-------------------|
| Level 1 | 16 | 190 ~ 210 | 108 | 979-11-253-3353-1 |
| Level 2 | 16 | 220 ~ 240 | 108 | 979-11-253-3354-8 |
| Level 3 | 16 | 250 ~ 270 | 108 | 979-11-253-3355-5 |

Features

- Engaging, academic nonfiction reading in various forms of writing
- Interesting, informative background knowledge
- Emphasis on speed reading method
- Open-ended questions that strengthen students' thinking and writing skills
- Basic reading strategy skills accompanied by simple exercises
- Level-appropriate word lists and definitions before each main reading
- Graphic organizers to support students' mind mapping abilities
- Workbook provided for more vocabulary, grammar, and writing practice

Online Resources

| Answer Keys | MP3 Files | Test Sheets | Lesson Plans | Word Lists | Teacher's Guide | Teaching Materials | E-book |
|-------------|-----------|-------------|--------------|------------|-----------------|--------------------|--------|
| • | • | • | • | • | • | - | • |

An engaging content area reading book formulated for advanced learners

READ UP

on Content Areas



Focus: Content Area Reading

CEFR: B2

Components: Student Book (MP3 QR), Supplementary Material

Sample Unit Preview



| | Units | Word Count | Pages | ISBN |
|---------|-------|------------|-------|-------------------|
| Level 1 | 20 | 350 ~ 400 | 108 | 979-11-253-3332-6 |
| Level 2 | 20 | 400 ~ 450 | 108 | 979-11-253-3333-3 |
| Level 3 | 20 | 450 ~ 500 | 108 | 979-11-253-3334-0 |

Features

- 20 engrossing units covering more than 10 content areas
- Research-based reading passages focused on key school subjects
- Informative Background Knowledge sections
- Essential vocabulary words defined at the bottom of each passage
- Striking illustrations and photos
- Vocabulary Building exercises with synonyms and idioms
- Reading Comprehension questions in a standardized test format
- Systematic two-step Summary and outline activity
- Write and Speak exercises with discussion topics

Online Resources

| Answer Keys | MP3 Files | Test Sheets | Lesson Plans | Word Lists | Teacher's Guide | Teaching Materials | E-book |
|-------------|-----------|-------------|--------------|------------|-----------------|--------------------|--------|
| • | • | • | • | • | • | - | • |

A theme-based reading series to help improve students' foundational reading skills

EASY Link Starter



Focus: Curriculum Integration Reading CEFR: A1

Components: Student Book (MP3 QR), Workbook

Sample Unit Preview



| | Lessons | Word Count | Pages | ISBN |
|---------|---------|------------|-------|-------------------|
| Level 1 | 12 | 20~25 | 128 | 979-11-253-3204-6 |
| Level 2 | 12 | 25~30 | 128 | 979-11-253-3205-3 |
| Level 3 | 12 | 30~35 | 128 | 979-11-253-3206-0 |

Features

- Thematic curriculum integration reading program
- Engaging topics and patterned sentences for early readers
- Basic vocabulary and sight words
- Vibrant, attractive illustrations
- Project section with creative activities
- Workbook for more vocabulary and sentence-building practice
- MP3 files and e-book

Online Resources

| Answer Keys | MP3 Files | Test Sheets | Lesson Plans | Word Lists | Teacher's Guide | Teaching Materials | E-book |
|-------------|-----------|-------------|--------------|------------|-----------------|--------------------|--------|
| • | • | • | • | • | • | • | • |

Student Book



Words

Key words are introduced with pictures to help familiarize students with the topic.

Sight Words

Basic sight words and key sentence patterns are clearly shown to prepare students before they read the story.



Story

An engaging story with a level-appropriate theme is presented. The story lets students practice the key words along with simple decodable sentence patterns.

Read and Stick

This section encourages students to read the passages several times and keep track of their progress with cute stickers.

Comprehension

A Read and circle.

1. This story is about my room

2. Toby is my ball

3. This is my desk

B Read and match.

1. This is my bed.

2. This is my ball.

Word Fun

Stick and say.

This is my room.
This is my _____.

Comprehension

Comprehension questions check students' understanding of the story.

Word Fun

Various vocabulary activities with pictures allow the students to review newly learned words.

Project 1: About Me

A Mini Book About **My Family**

Name: _____

1

2

3

4

5

6

7

8

9

10

11

12

13

14

15

16

17

18

19

20

21

22

23

24

25

26

27

28

29

30

31

32

33

34

35

36

37

38

39

40

41

42

43

44

45

46

47

48

49

50

51

52

53

54

55

56

57

58

59

60

61

62

63

64

65

66

67

68

69

70

71

72

73

74

75

76

77

78

79

80

81

82

83

84

85

86

87

88

89

90

91

92

93

94

95

96

97

98

99

100

1. This is my mom.

2. This is my dad.

3. This is me.

4. This is my family.

5. I love my family.

Project 1, 2, 3

Project worksheets help students gain a deeper understanding of the theme as well as improve their literacy skills.

Review 1

Words I Know

A Read and circle.

1. leg desk mouth

2. hand jump dance

3. robot room write

4. brother dad family

B Listen and circle.

1. ear / bed

2. sister / sing

3. mom / eye

4. read / ball

5. This is my (bed / robot).

6. I love my (dad / sister).

Sight Words

C Listen and circle.

1. come I

2. four is

3. I run

4. have this

D Look at C. Point and read.

E Read and write.

1. I can jump.

2. This is my ball.

3. I love my mom.

4. I have two hands.

Review 1, 2, 3

Review sections provide students with extra word practice to reinforce the vocabulary they have learned.

1 My Room

A Read and check.

1. robot desk

2. bed room

3. desk robot

4. bed room

B Solve the code and write.

1. bed

2. room

3. robot ball

C Trace and read.

1. This is my ball.

2. This is my desk.

3. This is my robot.

D Unscramble and write.

1. is This my room.

2. This my bed. is

3. my ball. This is

Workbook

A theme-based reading series to help improve students' basic reading ability

EASY Link



Focus: Curriculum Integration Reading CEFR: A1

Components: Student Book (MP3 QR), Workbook

Sample Unit Preview



| | Lessons | Word Count | Pages | ISBN |
|---------|---------|------------|-------|-------------------|
| Level 1 | 12 | 35 ~ 40 | 128 | 979-11-253-3207-7 |
| Level 2 | 12 | 40 ~ 45 | 128 | 979-11-253-3208-4 |
| Level 3 | 12 | 45 ~ 50 | 128 | 979-11-253-3209-1 |

Features

- Thematic curriculum integration reading program
- Interesting, informative passages and useful vocabulary
- Practical sentence patterns practice
- Read-aloud practice with stickers and wrap-up activities
- Opportunities for students to make their own sentences
- Fun speaking, writing, and reading wrap-up activities
- Vibrant, attractive illustrations
- Chapter projects with creative activities
- Workbook for more vocabulary and sentence-building practice
- MP3 files and e-book

Online Resources

| Answer Keys | MP3 Files | Test Sheets | Lesson Plans | Word Lists | Teacher's Guide | Teaching Materials | E-book |
|-------------|-----------|-------------|--------------|------------|-----------------|--------------------|--------|
| • | • | • | • | • | • | - | • |

Student Book



Big Idea

The Big Idea section stimulates students' interest and gives them a wider understanding of the chapter's theme

Contents Map

The Contents Map previews the content covered in each lesson and the subject it relates to.



Warm Up Question

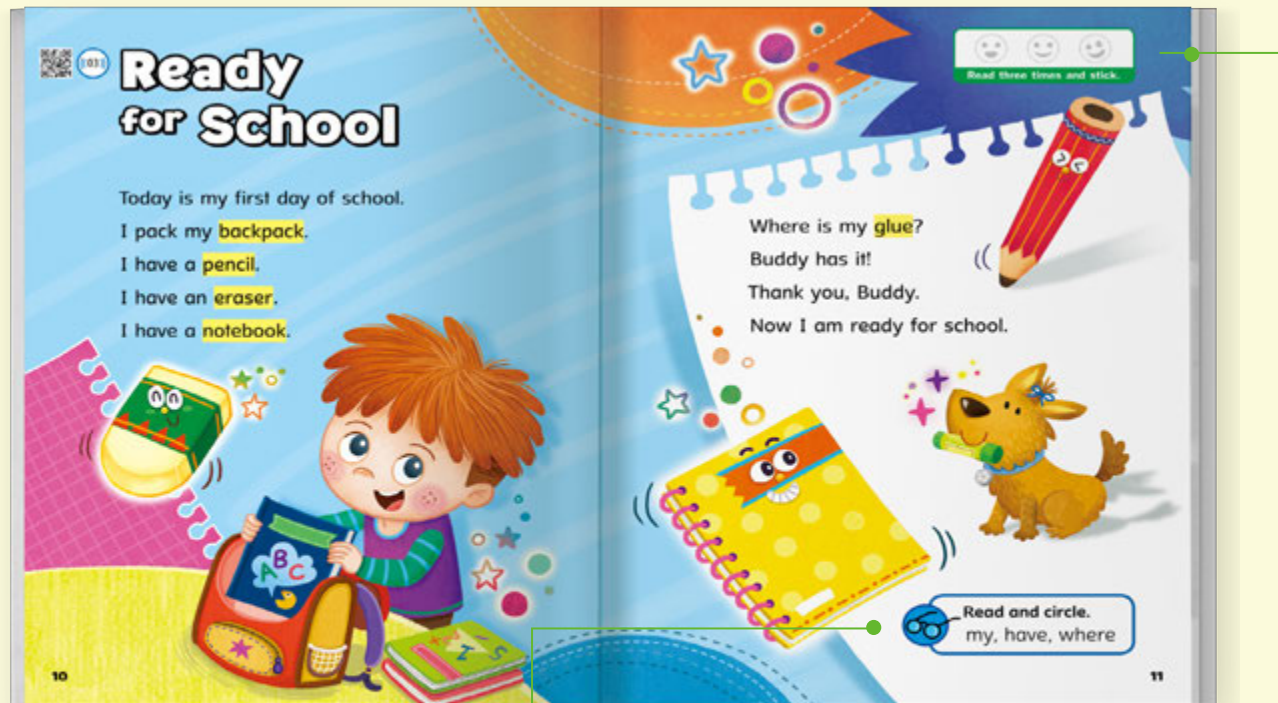
This section prepares students for the lesson by asking a warm up question related to the picture.

Key Words

This section uses pictures and tracing exercises to familiarize students with the key words in the lesson.

Picture Question

This section engages students by asking them to identify key words or to share their personal experiences or opinions about the big picture.



Read and Circle

In the Read and Circle section, students practice reading and identifying sight words in the passage.

Read and Stick

This section encourages students to read the passages several times and keep track of their progress with fun stickers.

Chapter Projects

At the end of each chapter, students can get more practice by completing these fun activities that will further check their comprehension of the target language.



Comprehension

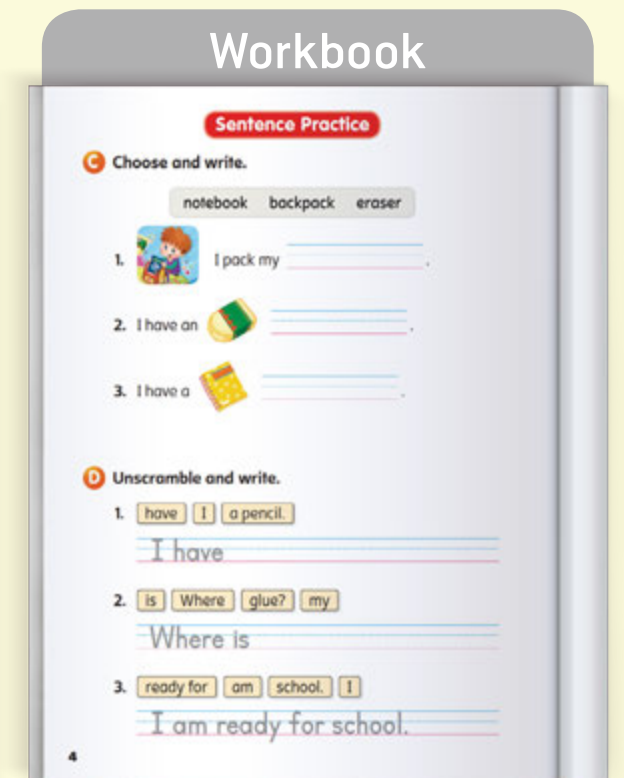
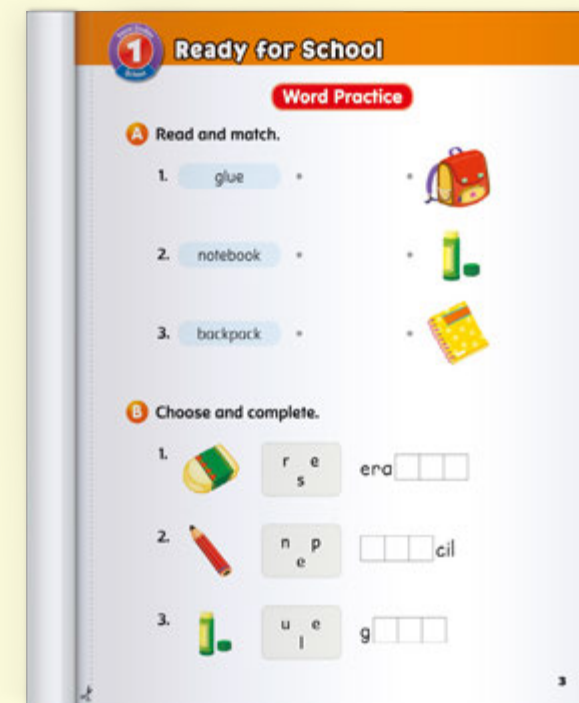
Students' understanding of the passage is checked through multiple-choice questions.

Your Turn

The Your Turn section gives students the chance to create their own sentences and practice the lesson's target language.

Wrap Up

In the Wrap Up section, students review the key words with the help of speaking, writing, and reading exercises.



A theme-based reading series to help improve students' language abilities and acquire new knowledge



Focus: Curriculum Integration Reading CEFR: A1 ~ A2

Components: Student Book(MP3 QR), Workbook

Sample Unit Preview



| | Lessons | Word Count | Pages | ISBN |
|---------|---------|------------|-------|-------------------|
| Level 1 | 16 | 90 ~ 105 | 160 | 979-11-253-3192-6 |
| Level 2 | 16 | 105 ~ 120 | 160 | 979-11-253-3193-3 |
| Level 3 | 16 | 120 ~ 135 | 160 | 979-11-253-3194-0 |

Features

- Thematic curriculum integration reading program
- Informative background knowledge sections
- Interesting content and useful academic vocabulary
- Well-designed comprehension and critical thinking questions
- Attractive visual aids to engage students and facilitate their learning
- Systematic two-step outline and summary activities
- Wrap-up activities with concept maps and theme project worksheets
- Workbook for more vocabulary, grammar, and reading practice
- MP3 files and e-book

Online Resources

| Answer Keys | MP3 Files | Test Sheets | Lesson Plans | Word Lists | Teacher's Guide | Teaching Materials | E-book |
|-------------|-----------|-------------|--------------|------------|-----------------|--------------------|--------|
| • | • | • | • | • | • | • | • |

A theme-based reading series to help improve students' language abilities and acquire new knowledge



Focus: Curriculum Integration Reading CEFR: A2 ~ B1

Components: Student Book(MP3 QR), Workbook

Sample Unit Preview



| | Lessons | Word Count | Pages | ISBN |
|---------|---------|------------|-------|-------------------|
| Level 1 | 16 | 140 ~ 170 | 160 | 979-11-253-3195-7 |
| Level 2 | 16 | 160 ~ 190 | 160 | 979-11-253-3196-4 |
| Level 3 | 16 | 180 ~ 210 | 160 | 979-11-253-3197-1 |
| Level 4 | 16 | 200 ~ 230 | 160 | 979-11-253-3198-8 |
| Level 5 | 16 | 230 ~ 260 | 160 | 979-11-253-3199-5 |
| Level 6 | 16 | 260 ~ 290 | 160 | 979-11-253-3200-8 |
| Level 7 | 16 | 270 ~ 300 | 156 | 979-11-253-3201-5 |
| Level 8 | 16 | 300 ~ 330 | 156 | 979-11-253-3202-2 |
| Level 9 | 16 | 330 ~ 360 | 156 | 979-11-253-3203-9 |

Features

- Thematic curriculum integration reading program
- Informative background knowledge sections
- Interesting content and useful academic vocabulary
- Well-designed comprehension and critical thinking questions
- Systematic two-step outline and summary activities
- Wrap-up activities with concept maps and theme project worksheets
- Workbook for more vocabulary, grammar, and reading practice
- MP3 files and e-book

Online Resources

| Answer Keys | MP3 Files | Test Sheets | Lesson Plans | Word Lists | Teacher's Guide | Teaching Materials | E-book |
|-------------|-----------|-------------|--------------|------------|-----------------|--------------------|--------|
| • | • | • | • | • | • | • | • |

A theme-based reading series to help improve students' language abilities as they acquire new knowledge

Insight Link Starter



Focus: Curriculum Integration Reading CEFR: A1 ~ A2

Components: Student Book (MP3 QR), Workbook

Sample Unit Preview



| | Lessons | Word Count | Pages | ISBN |
|---------|---------|------------|-------|-------------------|
| Level 1 | 16 | 80 ~ 100 | 168 | 979-11-253-3305-0 |
| Level 2 | 16 | 90 ~ 110 | 168 | 979-11-253-3306-7 |
| Level 3 | 16 | 100 ~ 120 | 168 | 979-11-253-3307-4 |

Features

- Thematic curriculum integration reading program
- Informative background knowledge sections and stimulating warm-up activities
- Interesting content and useful academic vocabulary
- Engaging vocabulary activities to reinforce word memory in a fun way
- Well-designed comprehension and critical thinking questions
- Graphic organizers to help students structure information
- Eye-catching visual aids to provide a richer context for learning
- Workbook for more vocabulary, grammar, and reading practice
- MP3 files and e-book

Online Resources

| Answer Keys | MP3 Files | Test Sheets | Lesson Plans | Word Lists | Teacher's Guide | Teaching Materials | E-book |
|-------------|-----------|-------------|--------------|------------|-----------------|--------------------|--------|
| • | • | • | • | - | • | • | • |

Student Book



Big Idea

The Big Idea section stimulates students' interest and gives them a wider understanding of the chapter's theme.

Contents Map

The Contents Map previews the content covered in each lesson and presents the unifying theme.



Warm Up

The Warm Up section prepares students for the lesson by asking them about something related to the topic.

Background Link

The Background Link section offers students interesting background information and activities that help prepare them to read the passage and understand it better.

Key Words

This section highlights the key words from the lesson and includes a picture alongside each word.

Where Do Wild Animals Live?

Let's Focus How are forests and deserts different?

Forest
This is a **forest**! There are many trees here. There is also a river. Who lives here? Deer and bears live here. Forests get lots of **rain** and **sunlight**. So **plants** grow well here. There is enough food for everyone.

Desert
This is a **desert**! It's very hot. It's also very dry. Who lives here? **Camels** and lizards live here. Deserts don't get much rain, but they get lots of sunlight. There aren't many plants here. But that's okay. Desert animals can live without food and water for a long time.

Deserts are home to lizards.

Link to Self Where do you want to go, to a forest or a desert?

Let's Focus
The Let's Focus section encourages students to think about the main idea as they read through the passage.

Link to Self
Link to Self allows students to relate ideas from the passage to their own lives or to think critically about what they have read.

Comprehension

- What is the main idea of the passage?
 - Wild animals need water to live.
 - Wild animals find food in nature.
 - Wild animals live in different places.
- Who lives in a forest?
 - deer
 - camels
 - lizards
- Forests get a lot of _____ and sunlight.
 - sand
 - rain
 - wind
- What is the weather like in a desert?
 - hot and dry
 - warm and wet
 - cold and rainy
- Deserts don't get much rain, so they don't have _____.
 - many plants
 - any animals
 - lots of sunlight
- How do animals live in the desert?

Desert animals can live a long time without food and _____.

Find Evidence

STEP 1 Reread. Check True or Not True.

- Animals have enough food in the forest. True Not True
- Plants grow well in the desert. True Not True

STEP 2 Go to pages 10 - 11. Find and underline the text clue for each answer in **STEP 1**.

Graphic Organizer Compare and Contrast. Fill in the blanks with the words from the box.

| | Forests | Deserts |
|--------------|--|---|
| Weather | lots of rain and _____ | hot and _____ little rain but lots of sunlight |
| Environment | many trees and plants _____ food for wild animals | not many plants not much food for wild animals |
| Wild Animals | deer, bears | _____, lizards |

camels dry sunlight enough

Reading Comprehension
In this section, students' understanding of the passage is checked through a series of multiple-choice and short-answer questions.

Find Evidence
The Find Evidence section encourages students to closely focus on the meaning of individual words and sentences by finding evidence from the text to answer comprehension questions. Both detail and inference questions are provided.

Graphic Organizer
The Graphic Organizer helps students to outline and summarize the passage, giving them a chance to review what they have learned.

Vocabulary Worksheet
After reviewing the Key Words section, students apply what they have learned using the Vocabulary Worksheet. While answering questions that feature the key words, students can activate their prior knowledge and experience, and reinforce their learning.

1 Where Do Wild Animals Live?

- Which animal can you see in the forest?
 -
 -
- What object do we use to stay dry in the rain?

We use a(n) _____ to stay dry in the rain.
- How can we protect our eyes from sunlight?

We can wear (a jacket / sunglasses).
- What does a plant need to grow?

It needs soil, sunlight, and _____ to grow.
- What is the weather usually like in the desert during the day?

It is very _____ in the desert during the day.
- How many camels do you see?

I see _____ camels.

1 Where Do Wild Animals Live?

Vocabulary Practice

- Choose the correct words.
 - We had heavy (rain / tree) all day.
 - There is no water in the (leaf / desert).
 - The tree is standing in the (ocean / forest).
 - (Plants / Soil) need water to grow.
 - (Camels / Cameras) can live without water for a long time.
 - Bats do not like (lightning / sunlight). So, they fly around at night.

Sentence Practice

C Unscramble the sentences.

- (stay in place / help / the strong roots / the tree /)
- (soak up / from the soil / they / water and nutrients /)
- (to other parts / inside the trunk, / of the tree / they move /)
- (outside layer / the thick, hard / is the bark /)
- (are / body parts / all of a tree's parts / very important, / just like you /)

More Reading Comprehension

D Find and write what Ⓐ, Ⓑ, Ⓒ indicate.

The water and nutrients travel through the trunk. Inside the trunk, Ⓐ they move to other parts of the tree. The trunk has many layers. The thick, hard outside layer is the bark. Ⓑ protects the softer inside. The crown is at the top of the tree. It has many branches and leaves. The leaves make food for the tree. Ⓒ They use sunlight, carbon dioxide, and water to make it. This process also makes oxygen.

Ⓐ they: _____ Ⓑ It: _____ Ⓒ They: _____

E Write the best words to complete the sentences.

plants sunlight desert rain

- Water the _____ once a week.
- There will be _____ tomorrow. Take your umbrella.
- You need water the most in the _____. It's very hot.
- These flowers need bright _____ to bloom.

A theme-based reading series to help improve students' language abilities as they acquire new knowledge

Insight Link



Focus: Curriculum Integration Reading CEFR: A2 - B1

Components: Student Book (MP3 QR), Workbook

Sample Unit Preview



| | Lessons | Word Count | Pages | ISBN |
|---------|---------|------------|-------|-------------------|
| Level 1 | 16 | 120~140 | 168 | 979-11-253-3299-2 |
| Level 2 | 16 | 140~160 | 168 | 979-11-253-3300-5 |
| Level 3 | 16 | 160~180 | 168 | 979-11-253-3301-2 |
| Level 4 | 16 | 180~200 | 168 | 979-11-253-3302-9 |
| Level 5 | 16 | 200~220 | 168 | 979-11-253-3303-6 |
| Level 6 | 16 | 220~250 | 168 | 979-11-253-3304-3 |

Features

- Thematic curriculum integration reading program
- Informative background knowledge sections and stimulating warm-up activities
- Interesting content and useful academic vocabulary
- Engaging vocabulary activities to reinforce word memory in a fun way
- Well-designed comprehension and critical thinking questions
- Systematic two-step outline and summary activities
- Eye-catching visual aids to provide a richer context for learning
- Workbook for more vocabulary, grammar, and reading practice
- MP3 files and e-book

Online Resources

| Answer Keys | MP3 Files | Test Sheets | Lesson Plans | Word Lists | Teacher's Guide | Teaching Materials | E-book |
|-------------|-----------|-------------|--------------|------------|-----------------|--------------------|--------|
| • | • | • | • | - | • | • | • |

Student Book L1-L3



Big Idea

The Big Idea section stimulates students' interest and gives them a wider understanding of the chapter's theme.

Contents Map

The Contents Map previews the content covered in each lesson and presents the unifying theme.



Question

The Question section prepares students for the lesson by asking them about something related to the topic.

Background Link

The Background Link section offers students interesting background information and activities that help prepare them to read the passage and understand it better.

Key Words

This section highlights the key words from the lesson and includes a picture alongside each word.



Let's Focus

The Let's Focus section encourages students to think about the main idea as they read through the passage.

Link to Self

Link to Self allows students to relate ideas from the passage to their own lives or to think critically about what they have read.

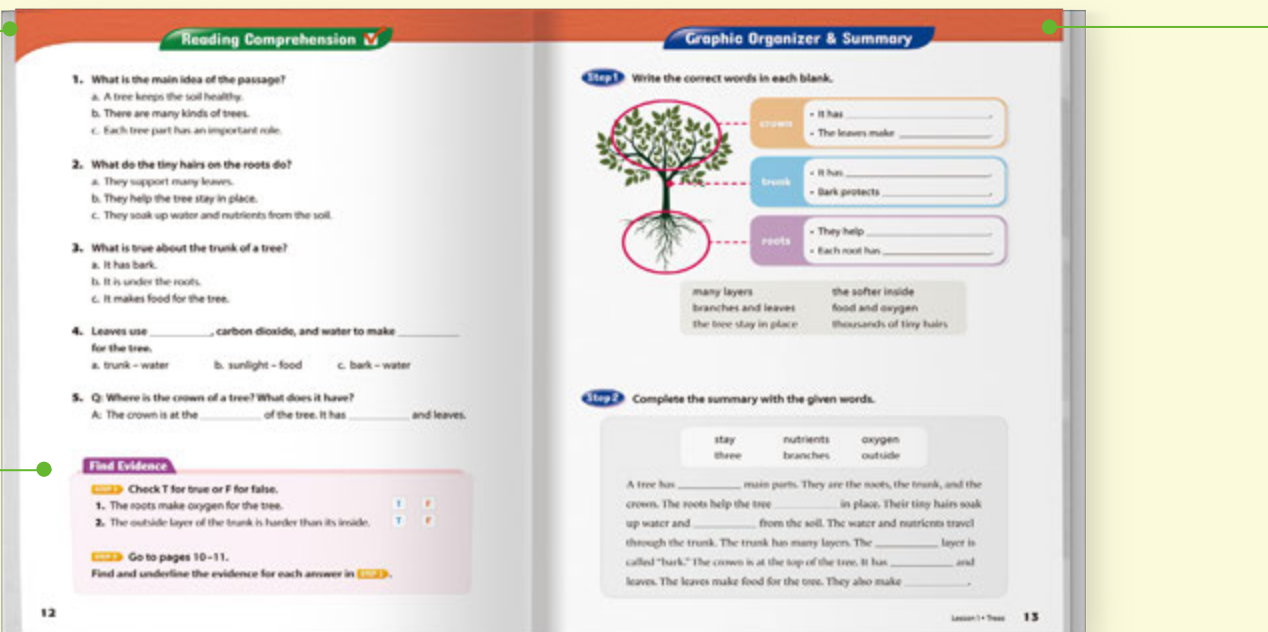


Big Idea

The Big Idea section stimulates students' interest and gives them a wider understanding of the chapter's theme.

Contents Map

The Contents Map section previews the content covered in each lesson and presents the unifying theme.



Reading Comprehension

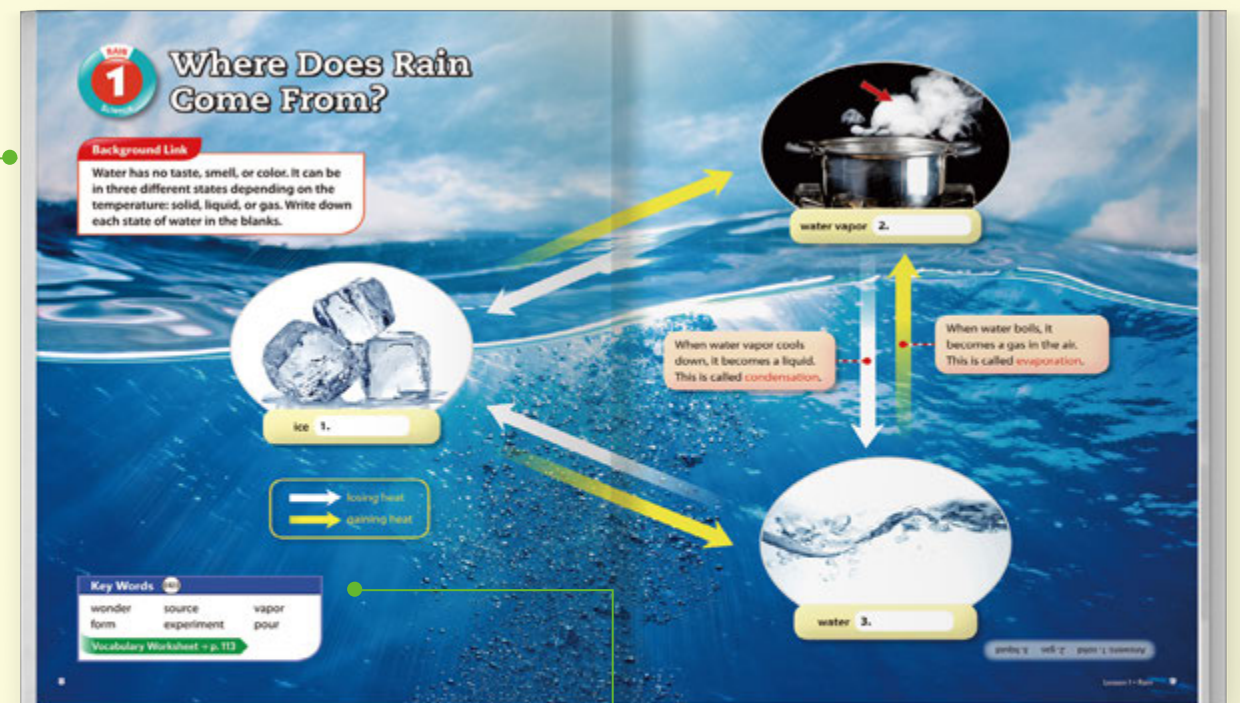
In this section, students' understanding of the passage is checked through a series of multiple-choice and short-answer questions.

Find Evidence

The Find Evidence section encourages students to closely focus on the meaning of individual words and sentences by finding evidence from the text to answer comprehension questions. Both detail and inference questions are provided.

Graphic Organizer & Summary

A two-step summarizing activity teaches students how to make outlines and summaries.



Background Link

The Background Link section offers students interesting background information and activities that help prepare them to read the passage and understand it better.

Key Words

This section highlights the key words from the lesson.



Let's Focus

The Let's Focus section encourages students to think about the main idea as they read through the passage.

In Other Words

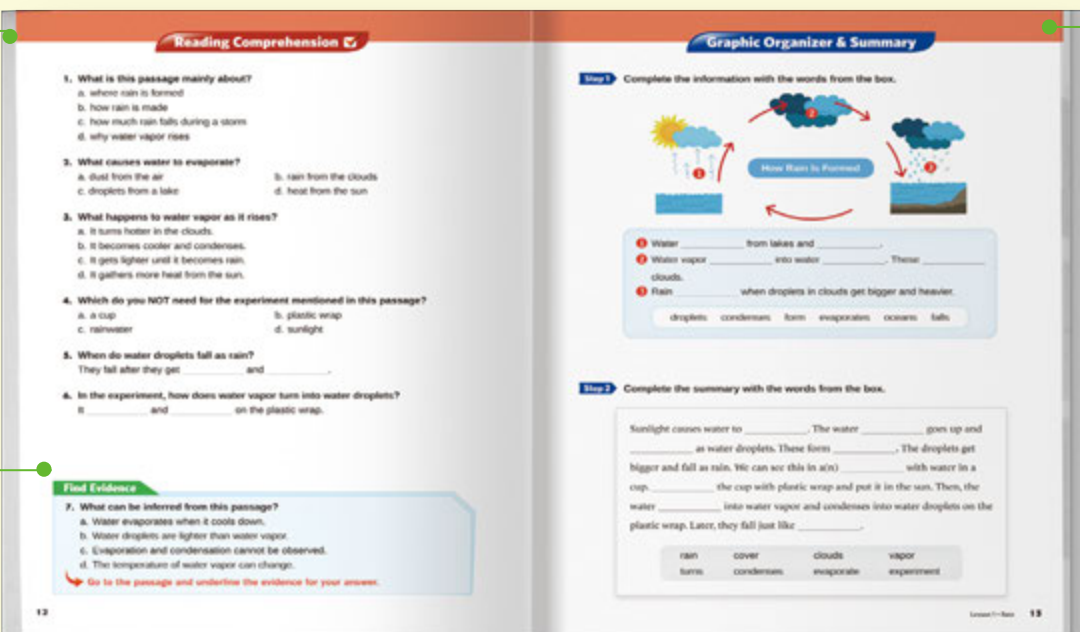
In this section, students learn additional useful vocabulary beyond the key words and their synonyms.

Link to Text [Self]

The Link to Text [Self] allows students to think back about what they have read or to relate ideas from the passage to their own lives.

Vocabulary Worksheet

After reviewing the Key Words section, students apply what they have learned using the Vocabulary Worksheet. While answering questions that feature the key words, students can activate their prior knowledge and experience, and reinforce their learning.



Reading Comprehension

In the Reading Comprehension section, students' understanding of the passage is checked through a series of multiple-choice and short-answer questions.

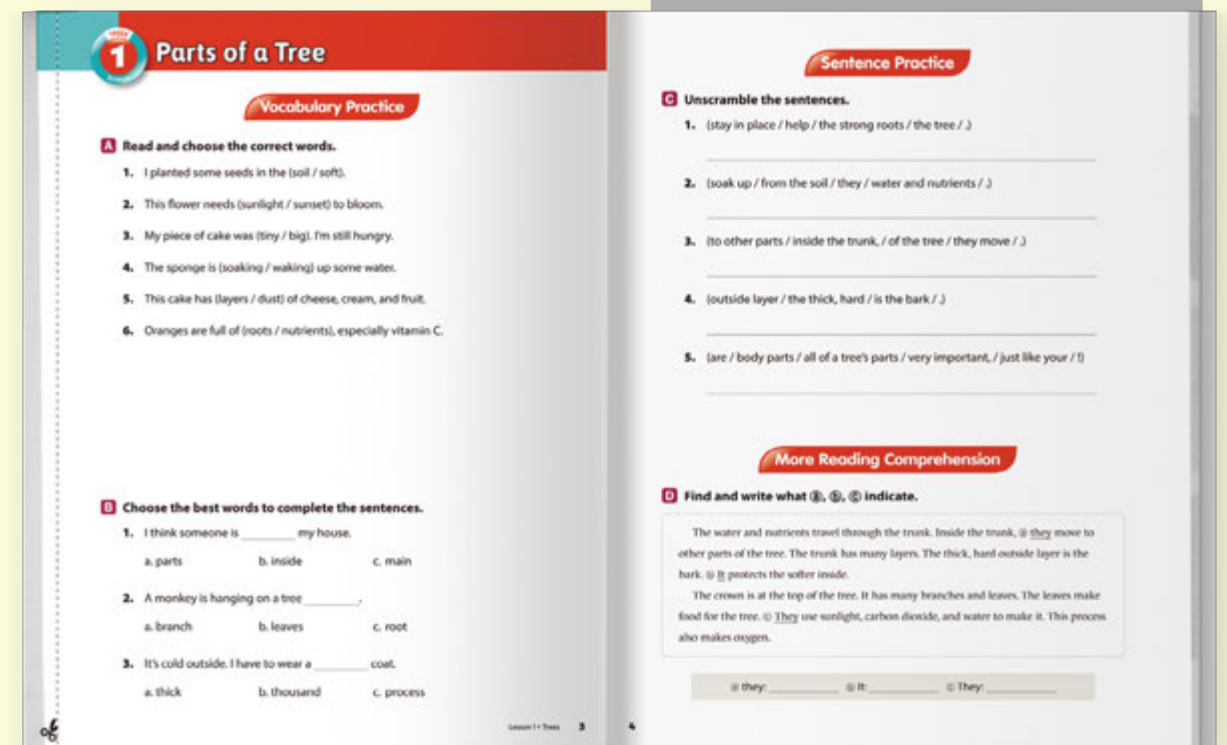
Find Evidence

The Find Evidence section encourages students to closely focus on the meaning of individual words and sentences by finding evidence from the text to answer comprehension questions and inference questions.

Graphic Organizer & Summary

A two-step summarizing activity teaches students how to make outlines and summaries. It also gives them a chance to review what they have learned.

Workbook



A fun, basic listening book for beginners which helps students improve listening, speaking and writing skills

LISTENING SEED



Focus: Listening

CEFR: A1

Components: Student Book (MP3 QR), Workbook, Script & Answer keys

Sample Unit Preview



| | Units | Dialogue | Monologue | Pages | ISBN |
|---------|-------|-------------|---------------|-------|-------------------|
| Level 1 | 12 | 2 ~ 3 pairs | 30 ~ 40 words | 96 | 979-11-253-3314-2 |
| Level 2 | 12 | 3 ~ 4 pairs | 50 ~ 60 words | 96 | 979-11-253-3315-9 |
| Level 3 | 12 | 4 ~ 5 pairs | 70 ~ 80 words | 96 | 979-11-253-3316-6 |

* Unit tests and review tests are included in the book

Features

- Fun and meaningful listening materials
- Attractive illustrations and photos
- Balanced development of listening, speaking and writing skills
- Well-organized listening tasks
- Helpful language guides
- Task-based speaking activities based on integrated skills
- Effective unit and review tests
- Dictation workbook

Online Resources

| Answer Keys | MP3 Files | Test Sheets | Lesson Plans | Word Lists | Teacher's Guide | Teaching Materials | E-book |
|-------------|-----------|-------------|--------------|------------|-----------------|--------------------|--------|
| • | • | - | • | • | • | - | • |

A listening book for high beginner to low intermediate students which integrates listening, speaking, and writing exercises

Listening Season



Focus: Listening

CEFR: 2

Components: Student Book (MP3 QR), Workbook, Script & Answer keys

Sample Unit Preview



| | Units | Dialogue | Monologue | Pages | ISBN |
|---------|-------|-------------|-----------------|-------|-------------------|
| Level 1 | 12 | 5 ~ 7 pairs | 90 ~ 100 words | 176 | 979-11-253-3311-1 |
| Level 2 | 12 | 6 ~ 8 pairs | 100 ~ 120 words | 176 | 979-11-253-3312-8 |
| Level 3 | 12 | 7 ~ 9 pairs | 110 ~ 120 words | 176 | 979-11-253-3313-5 |

* Unit tests and review tests are included in the book.

Features

- Warm-up: to introduce new vocabulary and phrases and preview the unit topics
- Listening Task: to provide strategies for selecting important information
- Talk It Over: to give follow-up speaking activities using key expressions
- Story Listening: to help students become familiar with the topic and examine the themes in depth
- Real-life Listening: to provide students a chance to practice real-life listening situations, including news, announcements, schedules, plans, advice, suggestions, speeches, and lectures
- Wrap-up Activities: to review key expressions and vocabulary through listening dictation and speaking activities

Online Resources

| Answer Keys | MP3 Files | Test Sheets | Lesson Plans | Word Lists | Teacher's Guide | Teaching Materials | E-book |
|-------------|-----------|-------------|--------------|------------|-----------------|--------------------|--------|
| • | • | • | • | • | • | - | • |

An engaging listening book to build listening skills in both real-life and academic situations

LISTENING PLANNER



Focus: Listening

CEFR: B1

Components: Student Book (MP3 QR), Workbook, Script & Answer keys

Sample Unit Preview



| | Units | Dialogue | Monologue | Pages | ISBN |
|---------|-------|-------------|-----------------|-------|-------------------|
| Level 1 | 12 | 7 ~ 9 pairs | 120 ~ 140 words | 200 | 979-11-253-3308-1 |
| Level 2 | 12 | 7 ~ 9 pairs | 140 ~ 160 words | 204 | 979-11-253-3309-8 |
| Level 3 | 12 | 7 ~ 9 pairs | 160 ~ 180 words | 212 | 979-11-253-3310-4 |

* Unit tests and review tests are included in the book.

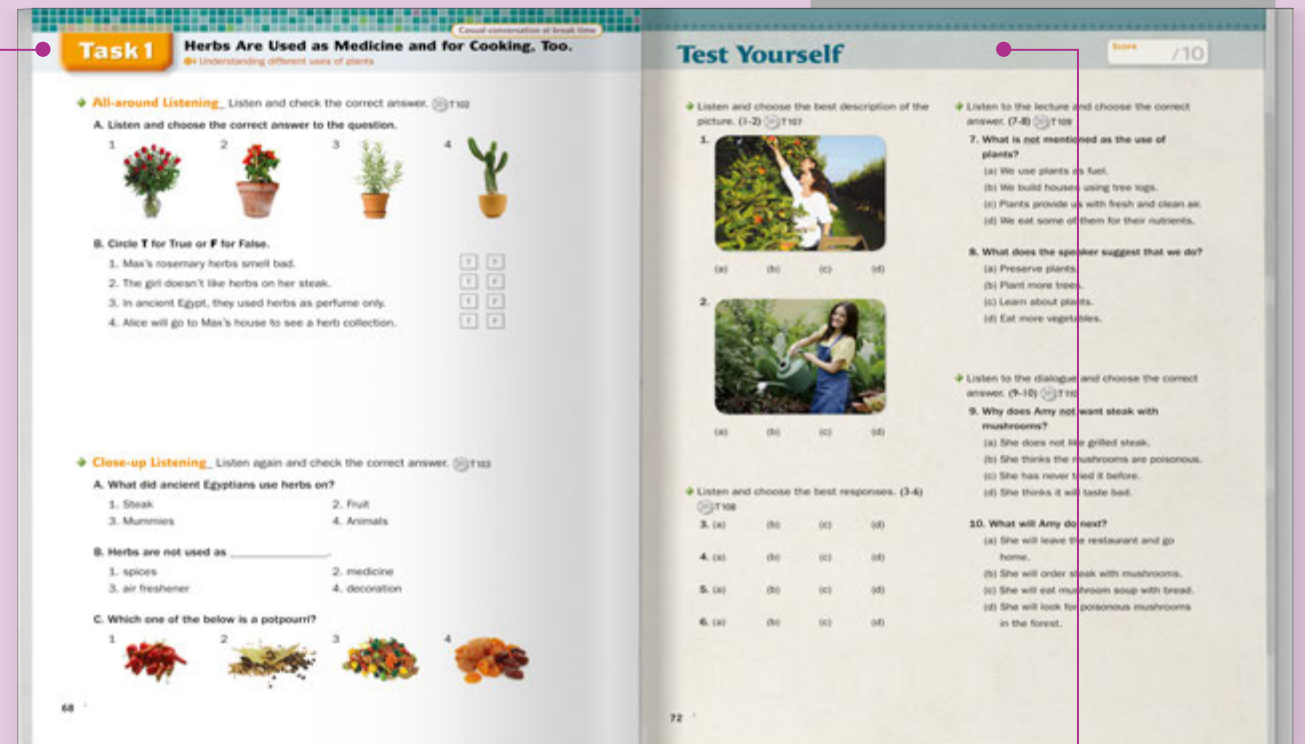
Features

- New vocabulary and phrases in each unit
- Relevant theme-based topics
- Introduction to essay writing and note-taking
- Listening comprehension tasks and activities
- Wide range of real-life situations
- Listening Skills to strengthen listening strategies
- Integration of listening, writing and speaking skills

Online Resources

| Answer Keys | MP3 Files | Test Sheets | Lesson Plans | Word Lists | Teacher's Guide | Teaching Materials | E-book |
|-------------|-----------|-------------|--------------|------------|-----------------|--------------------|--------|
| ● | ● | - | ● | ● | ● | - | ● |

Student Book



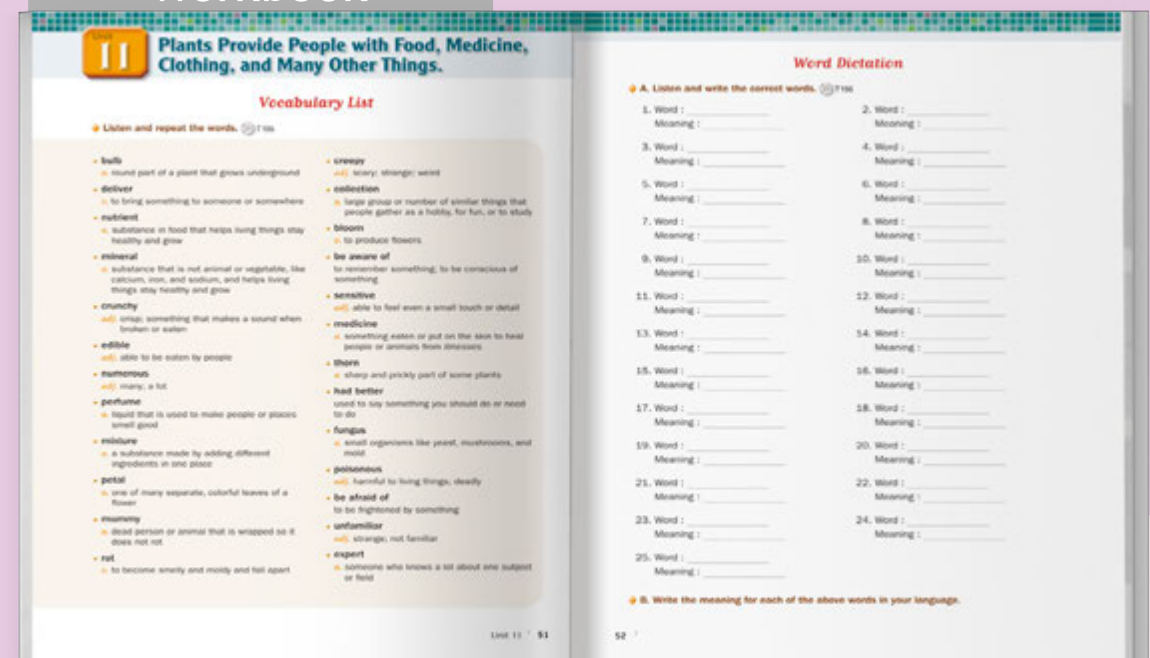
Task 1~3

A variety of real-life listening materials such as conversations, lectures, and commercials help learners build their listening comprehension skills.

Test Yourself

Learners review what they have studied and check their understanding of the unit.

Workbook



A listening book for young learners to strengthen listening skills through familiar topics

Listening Stage 0 STARTER



Focus: Listening

CEFR: A1

Components: Student Book (MP3 QR), Workbook, Answers & Scripts

Sample Unit Preview



| | Units | Dialogue | Monologue | Pages | ISBN |
|---------|-------|-------------|---------------|-------|-------------------|
| Level 1 | 12 | 2 ~ 3 pairs | 30 ~ 40 words | 164 | 979-11-253-3341-8 |
| Level 2 | 12 | 3 ~ 4 pairs | 40 ~ 50 words | 168 | 979-11-253-3342-5 |
| Level 3 | 12 | 3 ~ 5 pairs | 50 ~ 60 words | 168 | 979-11-253-3343-2 |

* Unit tests and review tests are included in the book

Features

- Fun dialogues and entertaining pictures to introduce key expressions
- Well-organized listening exercises
- Helpful pronunciation and speaking exercises
- A thorough wrap-up test at the end of each unit
- Assessments to test students' listening comprehension
- Engaging supplementary activities that promote speaking and writing skills

Online Resources

| Answer Keys | MP3 Files | Test Sheets | Lesson Plans | Word Lists | Teacher's Guide | Teaching Materials | E-book |
|-------------|-----------|-------------|--------------|------------|-----------------|--------------------|--------|
| • | • | - | • | • | - | • | • |

A listening book for young learners to strengthen listening skills through familiar topics.

Listening Stage 0



Focus: Listening

CEFR: A2

Components: Student Book (MP3 QR), Workbook, Answers & Scripts

Sample Unit Preview



| | Units | Dialogue | Monologue | Pages | ISBN |
|---------|-------|-----------|----------------|-------|-------------------|
| Level 1 | 12 | 4~5 pairs | 70 ~ 80 words | 180 | 979-11-253-3338-8 |
| Level 2 | 12 | 5~6 pairs | 80 ~ 90 words | 180 | 979-11-253-3339-5 |
| Level 3 | 12 | 6~7 pairs | 90 ~ 100 words | 188 | 979-11-253-3340-1 |

* Unit tests and review tests are included in the book

Features

- Fun dialogues and entertaining pictures to introduce key expressions
- Well-organized listening exercises
- Helpful pronunciation exercises with interesting pictures
- A thorough wrap-up test at the end of each unit
- Assessments to test students' listening comprehension
- Engaging supplementary activities that promote speaking skills

Online Resources

| Answer Keys | MP3 Files | Test Sheets | Lesson Plans | Word Lists | Teacher's Guide | Teaching Materials | E-book |
|-------------|-----------|-------------|--------------|------------|-----------------|--------------------|--------|
| • | • | - | • | • | - | • | • |

A three-book series designed to introduce basic writing skills to beginner students

WRITE Right Beginner



Focus: Writing

CEFR: A1

Components: Student Book, Workbook

Sample Unit Preview



| | Units | Project | Word Count | Pages | ISBN |
|---------|-------|---------|------------|-------|-------------------|
| Level 1 | 8 | 4 | 20 ~ 40 | 114 | 978-89-5997-638-6 |
| Level 2 | 8 | 4 | 30 ~ 50 | 114 | 978-89-5997-639-3 |
| Level 3 | 8 | 4 | 40 ~ 60 | 114 | 978-89-5997-640-9 |

Features

- Guided Writing Program
 - Step 1: Writing Opener
 - Step 2: Writing Focus
 - Step 3: Write Right!
- Simple, Easy Writing Models
- Concept-Developing Graphic Organizers
- Eight Engaging Lessons
- Four Fun Writing Projects
- Form & Content-Based Writing
- Basic Writing Skills: Idea Mapping, Writing Conventions, Transition Words

Online Resources

| Answer Keys | MP3 Files | Test Sheets | Lesson Plans | Word Lists | Teacher's Guide | Teaching Materials | E-book |
|-------------|-----------|-------------|--------------|------------|-----------------|--------------------|--------|
| • | - | - | • | • | • | - | • |

A three-level writing book designed for young learners

WRITE Right



Focus: Writing

CEFR: A2

Components: Student Book, Workbook

Sample Unit Preview



| | Units | Project | Word Count | Pages | ISBN |
|---------|-------|---------|------------|-------|-------------------|
| Level 1 | 8 | 4 | 70 ~ 80 | 100 | 978-89-5997-618-8 |
| Level 2 | 8 | 4 | 80 ~ 90 | 100 | 978-89-5997-619-5 |
| Level 3 | 8 | 4 | 90 ~ 100 | 100 | 978-89-5997-620-1 |

Features

- A step-by-step guided writing approach
- Model text to be used as a template to think about each topic
- Key expressions and sentence structures related to each topic
- Graphic organizers and detailed guidance to help organize the writing
- Different writing genres that encourage students to express ideas and facts
- Writing projects in various formats: posters, newspapers and scrapbooks

Online Resources

| Answer Keys | MP3 Files | Test Sheets | Lesson Plans | Word Lists | Teacher's Guide | Teaching Materials | E-book |
|-------------|-----------|-------------|--------------|------------|-----------------|--------------------|--------|
| • | - | - | • | • | • | - | • |

A three-level writing series that focuses on paragraph building and prepares students for essay writing

WRITE Right

Paragraph to Essay



Focus: Writing

CEFR: B1

Components: Student Book, Workbook

Sample Unit Preview




| | Units | Word Count | Pages | ISBN |
|---------|-------|------------|-------|-------------------|
| Level 1 | 10 | 110 | 132 | 978-89-5997-715-4 |
| Level 2 | 10 | 130 | 132 | 978-89-5997-716-1 |
| Level 3 | 10 | 150 | 132 | 978-89-5997-717-8 |

Features

- A process writing approach to encourage independent writing
- Writing models that give ideas about the topics and paragraph organization
- Easy to serious topics to introduce various ways to write
- Sentence building exercises that are related to each unit's writing topics
- Graphic organizers to aid in brainstorming and outlining
- Revising and editing guidelines in the workbook

Online Resources

| Answer Keys | MP3 Files | Test Sheets | Lesson Plans | Word Lists | Teacher's Guide | Teaching Materials | E-book |
|-------------|-----------|-------------|--------------|------------|-----------------|--------------------|--------|
| • | - | - | • | • | • | - | • |




BOOK 1: Paragraph Writing

Book 1 introduces basic paragraph structure and the writing process. Students will practice various types of writing, including descriptive, expository, narrative, creative, and letter writing.



BOOK 2: Writing Skills

Book 2 places importance on the specifics of paragraph structure and writing skills that are useful for any type of writing. Students will learn the various ways they can write the topic, body, and closing sentences, as well as writing about similarities, differences, reasons, effects, etc.



BOOK 3: Essay Writing

Book 3 introduces students to the basic structure of short essay writing. The skills that they learned about paragraph writing will culminate in this book, as they write on topics that require more serious thinking.



STEP 1: Unit Goal & Warm-up




STEP 2: Writing Model & Writing Analysis



STEP 3: Sentence Building/ Paragraph Building



STEP 4: Brainstorming & Outlining



STEP 5: Workbook

A three-book series providing detailed guided writing practice for beginner students



Focus: Writing

CEFR:A1

Components: Student Book, Workbook

Sample Unit Preview



| | Units | Word Count | Pages | ISBN |
|---------|-------|------------|-------|-------------------|
| Level 1 | 8 | 20 ~ 40 | 108 | 979-11-253-3509-2 |
| Level 2 | 8 | 30 ~ 50 | 108 | 979-11-253-3510-8 |
| Level 3 | 8 | 40 ~ 60 | 108 | 979-11-253-3511-5 |

Features

- A step-by-step guided writing approach
- Two model texts in each lesson
- Various writing genres including essays, video scripts, diary entries, blog posts, and more
- Graphic organizers with detailed guidance
- Abundant vocabulary for confident self-expression
- Interesting and engaging topics related to students' real lives
- Fun and colorful images to introduce topics and key expressions

Online Resources

| Answer Keys | MP3 Files | Test Sheets | Lesson Plans | Word Lists | Teacher's Guide | Teaching Materials | E-book |
|-------------|-----------|-------------|--------------|------------|-----------------|--------------------|--------|
| • | • | • | • | • | • | - | • |

Student Book

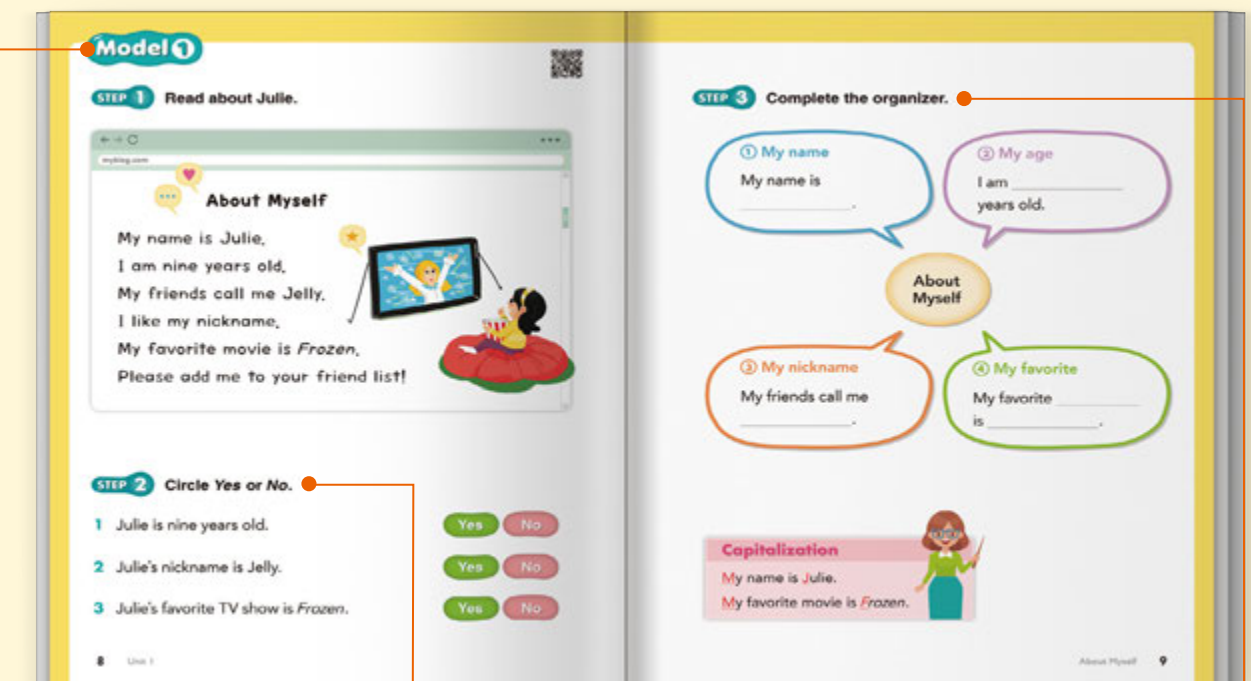


Step 1 Get Ready

A colorful illustration at the beginning of every chapter helps students understand the writing topic in a fun, clear way. Students are immediately introduced to the type of writing and the writer's purpose.

Step 2 Vocabulary

Students learn key vocabulary words with pictures and practice them through various types of exercises.



Step 8 Model 1 Model Text 1

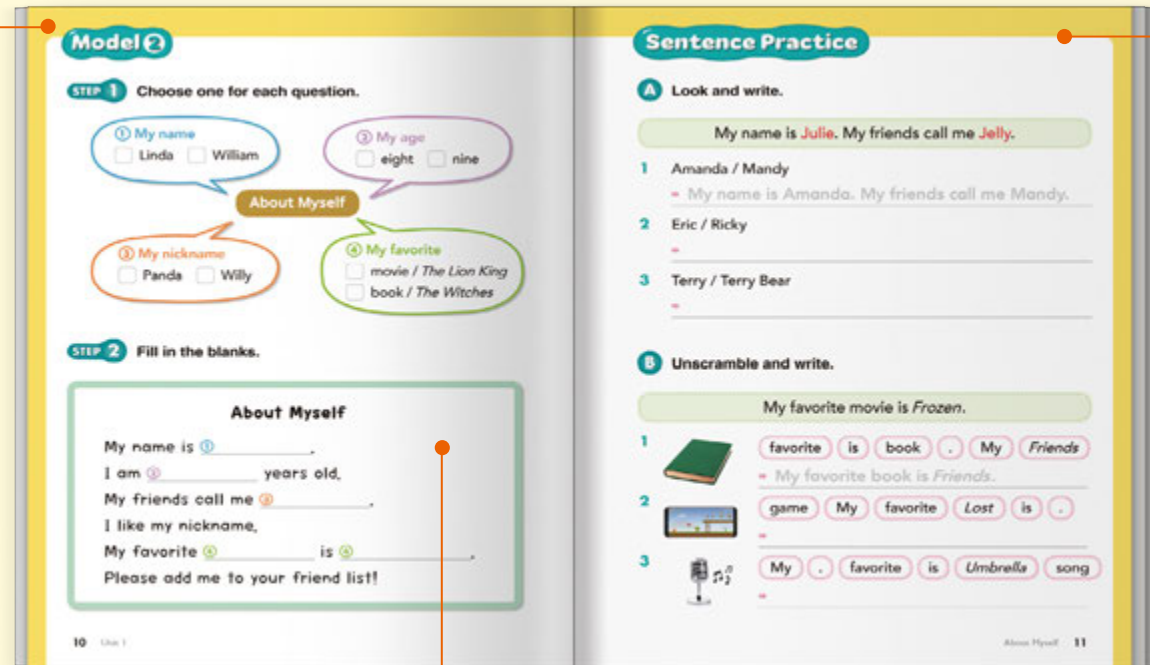
A model text introduces the writing genre of the lesson with examples ranging from short essays and video scripts to diary entries and blog posts.

Comprehension

Students' understanding of the model text is checked through Yes/ No questions.

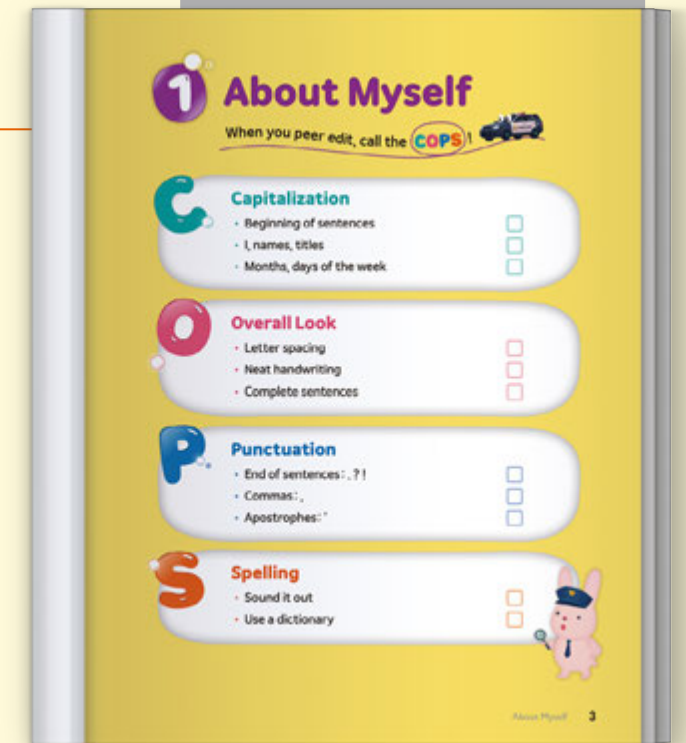
Graphic Organizer

The graphic organizer helps students arrange and order the information provided in the model text.



Step 8 Peer Check

A peer checklist is provided to encourage students to find and correct mistakes in capitalization, punctuation, and spelling in their classmates' writing.



Step 4 Model 2 Graphic Organizer

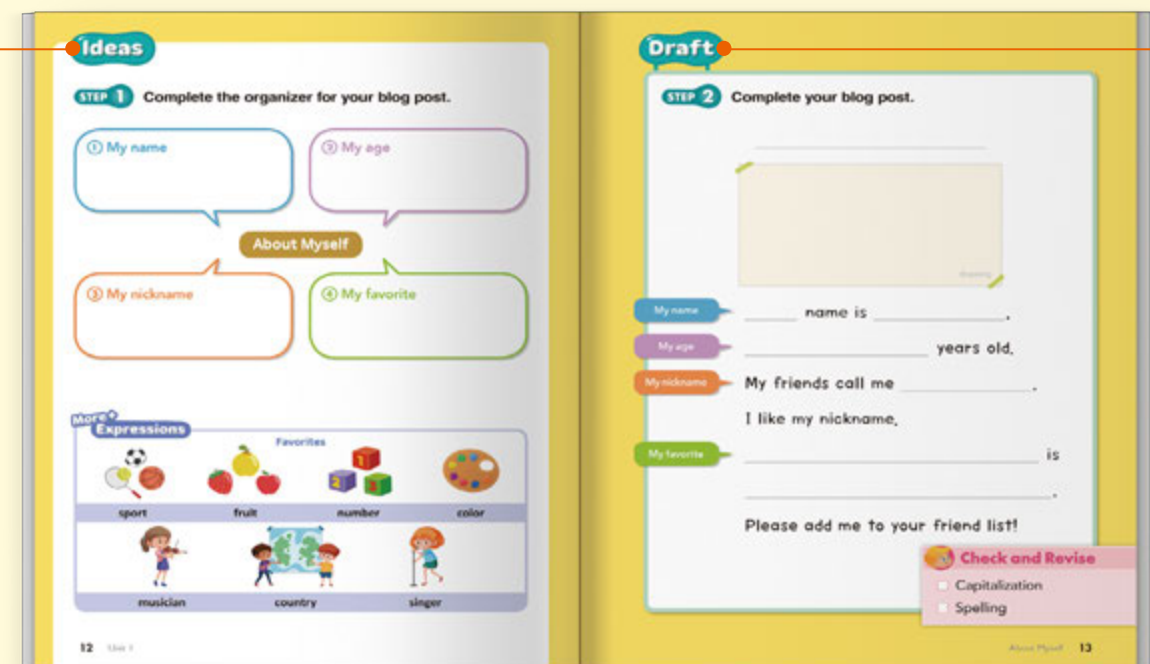
Students complete the graphic organizer by choosing from different expressions before rewriting the model text in the following step.

Model Text 2

By completing a modified version of the model text, students are exposed to additional examples and familiarize themselves with grammar naturally.

Step 5 Sentence Practice

Students practice the target sentence structures that they will use to write about the given topic.

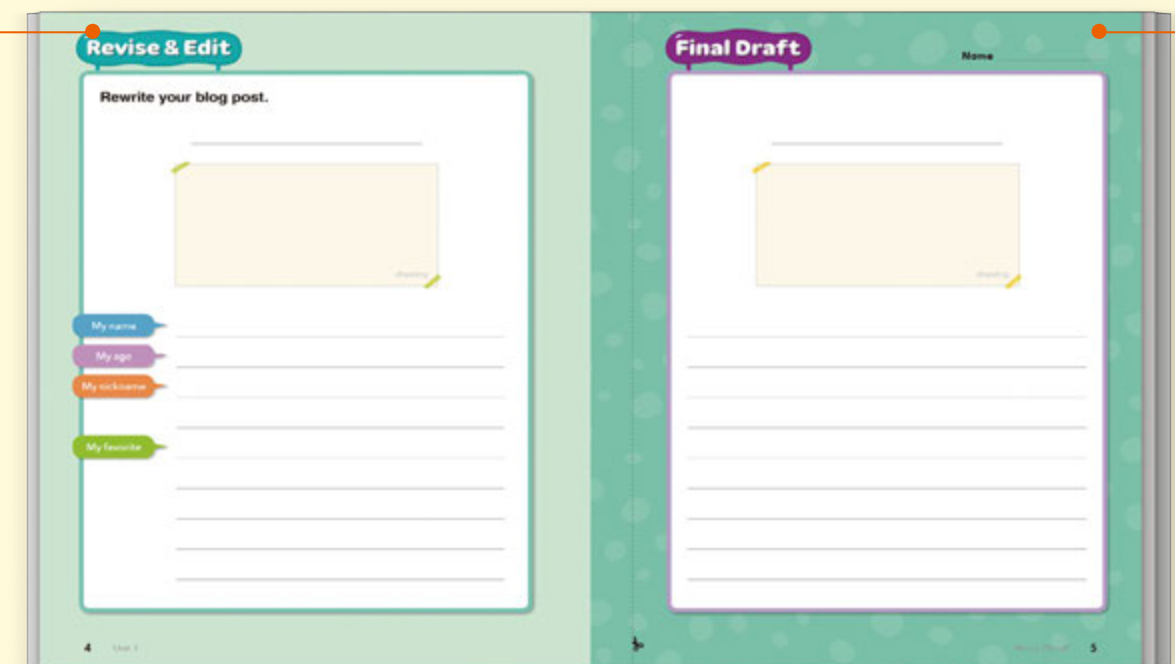


Step 6 Ideas

Students complete the graphic organizer to develop and organize their own ideas. Additional expressions are provided to help students personalize their writing.

Step 7 Draft

Students complete their first draft by following a paragraph guide based on the structure from the Ideas page.



Revise & Edit

Students make changes to improve their writing based on the feedback they receive.

Final Draft

Students neatly write their final drafts and share them with the class.

A three-level writing series designed to introduce young learners to a step-by-step guided writing approach



Focus: Writing

CEFR: A2

Components: Student Book, Workbook

Sample Unit Preview



| | Units | Word Count | Pages | ISBN |
|---------|-------|------------|-------|-------------------|
| Level 1 | 8 | 70 ~ 80 | 128 | 979-11-253-3224-4 |
| Level 2 | 8 | 80 ~ 90 | 128 | 979-11-253-3225-1 |
| Level 3 | 8 | 90 ~ 100 | 128 | 979-11-253-3226-8 |

Features

- A step-by-step guided writing approach
- A comic strip in each lesson to introduce the topic, genre, and purpose of the writing
- Two model texts in each lesson to provide extra practice and reinforce comprehension
- Different writing genres that encourage students to express ideas in distinct ways
- Graphic organizers and detailed guidance to help organize the writing
- Sentence-building exercises that cover each unit's key grammar structures
- Key expressions to help expand students' vocabulary
- Additional authentic written materials taken from real-life texts

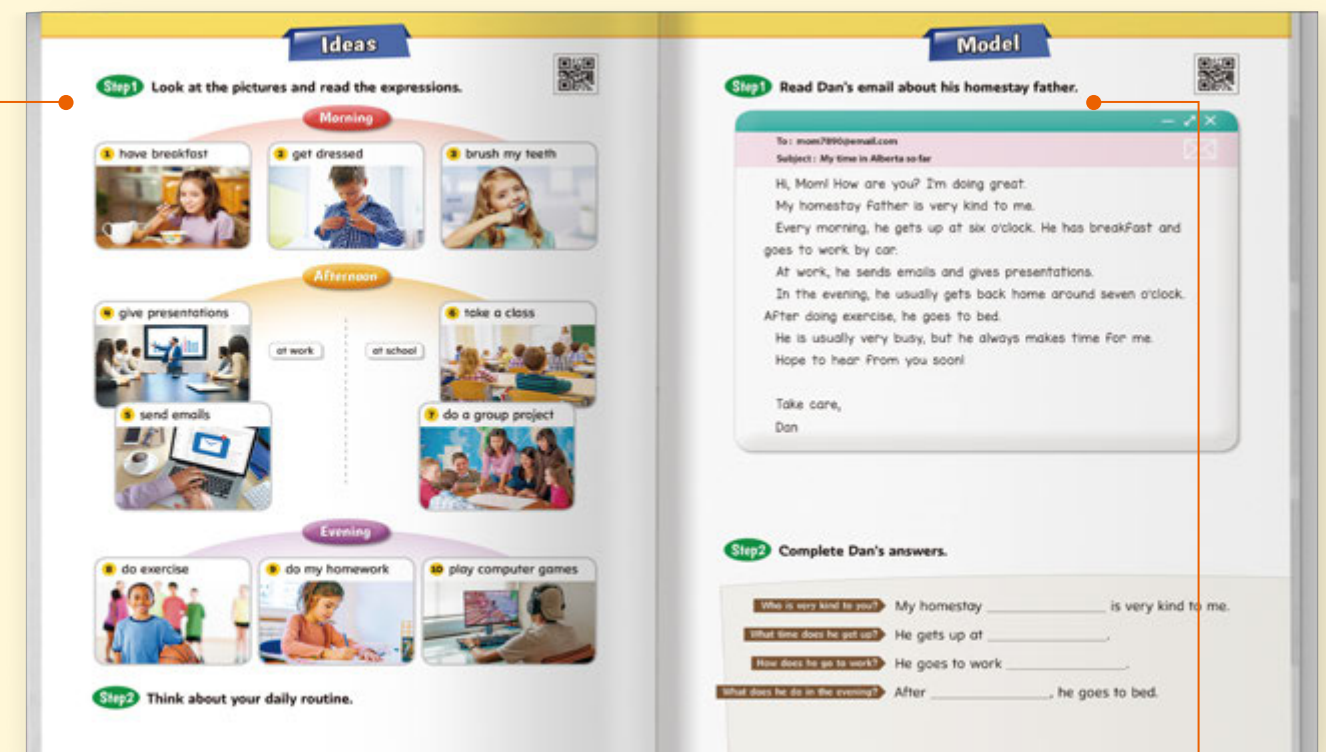
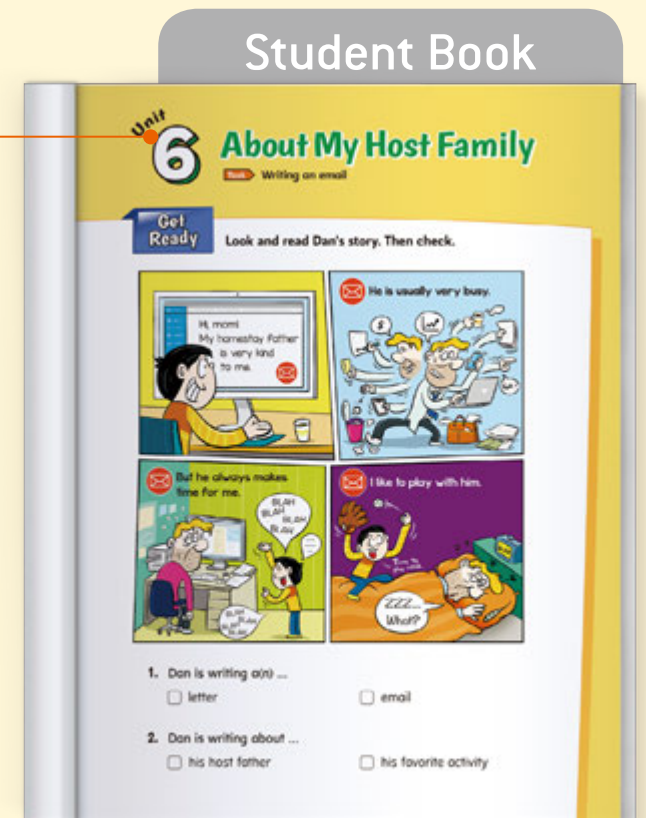
Online Resources

| Answer Keys | MP3 Files | Test Sheets | Lesson Plans | Word Lists | Teacher's Guide | Teaching Materials | E-book |
|-------------|-----------|-------------|--------------|------------|-----------------|--------------------|--------|
| • | • | • | • | • | • | - | • |

Student Book

Step 1 Get Ready

A comic strip at the beginning of every chapter helps students understand the writing topic in a fun, clear way. Students are immediately introduced to the type of writing, the writer's purpose, and the target audience.



Step 2 Ideas

Students learn key vocabulary words and brainstorm additional examples based on the pictures.

Step 3 Model

A model text introduces the writing genre of the lesson with examples ranging from short essays and emails to diary entries and online posts.

Step 4 Analysis

By reading and examining a modified version of the model text, students are exposed to additional examples and familiarize themselves with grammar naturally.

Model Organizer

The graphic organizer helps students arrange and order their thoughts following the structure of the model text.

Rewriting the Model

By rewriting parts of the model, students practice composing paragraphs using their own ideas.

Step 6 Organization

Students complete the graphic organizer to develop and organize their own ideas. Additional expressions are provided to help students personalize their writing.

Step 7 Draft

Students complete their first draft by following a paragraph guide based on the structure from the Organization page.

Step 5 Sentence Practice

Students practice the target sentence structures that they will use to write about the given topic. Different activities allow students to practice using the sentence structures from the model text on their own.

Step 8 Real-life Writing

This section exposes students to authentic written materials. With examples from real-life situations, such as camp leaflets and other advertisements, students maintain their interest and motivation in writing.

A three-level writing series to help students develop their ideas into well-organized paragraphs and essays

WRITE IT!
Paragraph to Essay



NEW

Focus: Writing

CEFR: B2

Components: Student Book, Workbook

Sample Unit Preview



| | Units | Pages | ISBN |
|---------|-------|-------|-------------------|
| Level 1 | 10 | 132 | 979-11-253-3512-2 |
| Level 2 | 10 | 132 | 979-11-253-3513-9 |
| Level 3 | 10 | 132 | 979-11-253-3514-6 |


Features

- A process writing approach to encourage independent writing
- Two writing models for each paragraph and essay structure
- Essential writing skills practice for different writing types
- Easy-to-understand descriptions of organizational patterns
- Step-by-step guided writing tasks
- Graphic organizers for all writing to help in outlining
- Various topics related to students' interests

Online Resources


| Answer Keys | MP3 Files | Test Sheets | Lesson Plans | Word Lists | Teacher's Guide | Teaching Materials | E-book |
|-------------|-----------|-------------|--------------|------------|-----------------|--------------------|--------|
| • | • | • | • | - | • | - | • |

Book 1 Paragraph Writing



Unit 1: Paragraph Structure

Main Focus




Unit 2-10: Paragraph Writing

Book 2 Organization Patterns




Unit 1: Patterns of Organization

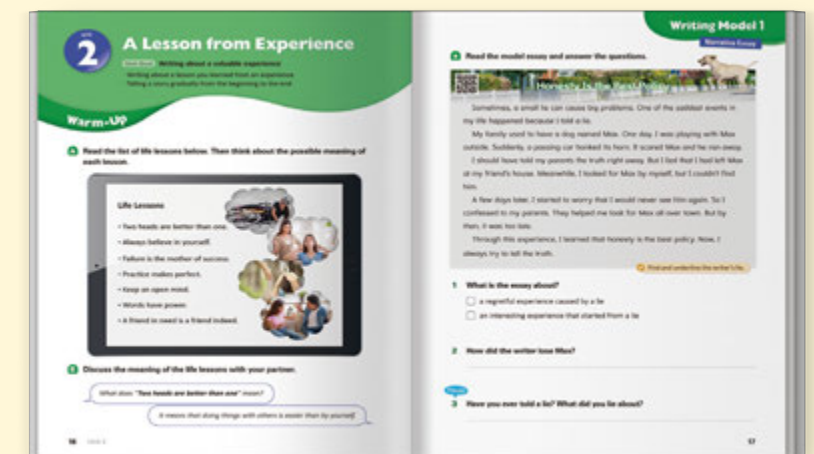


Unit 2-10: Paragraph Writing

Book 3 Essay Writing

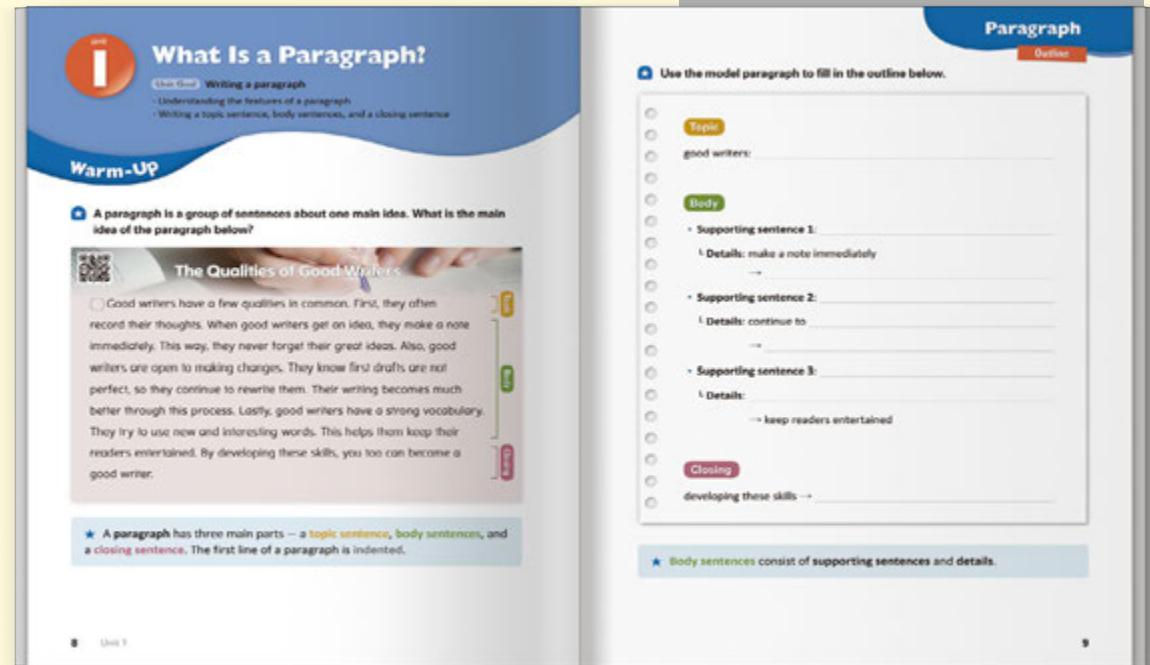


Unit 1: Essay Structure

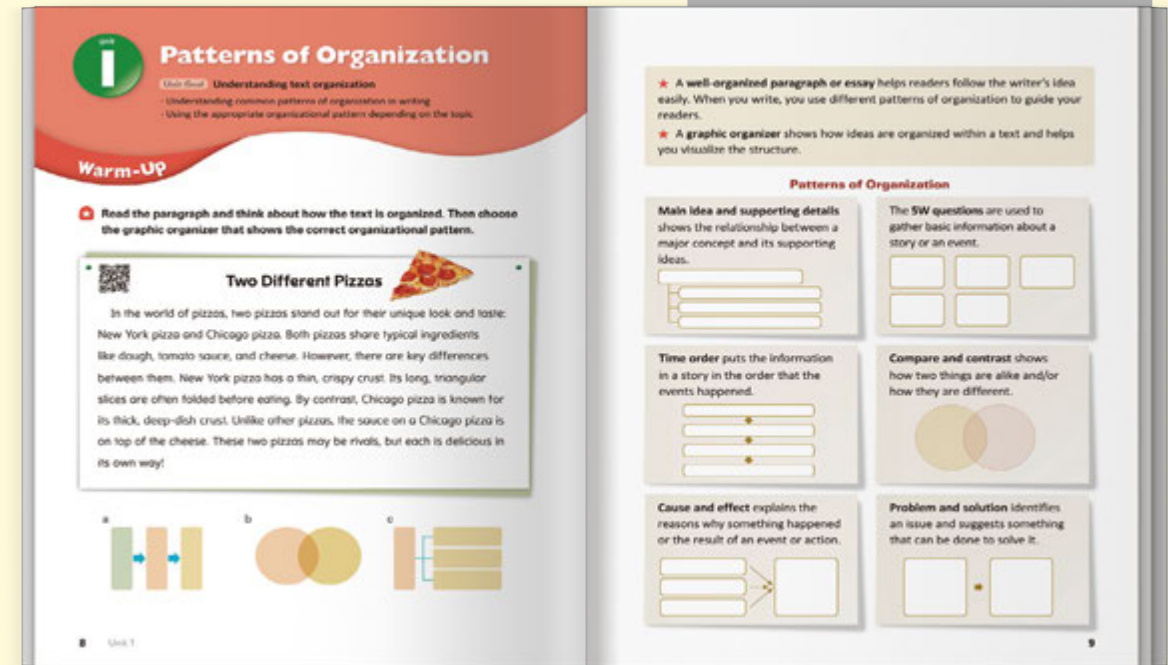


Unit 2-10: Essay Writing

Student Book 1





Student Book 2



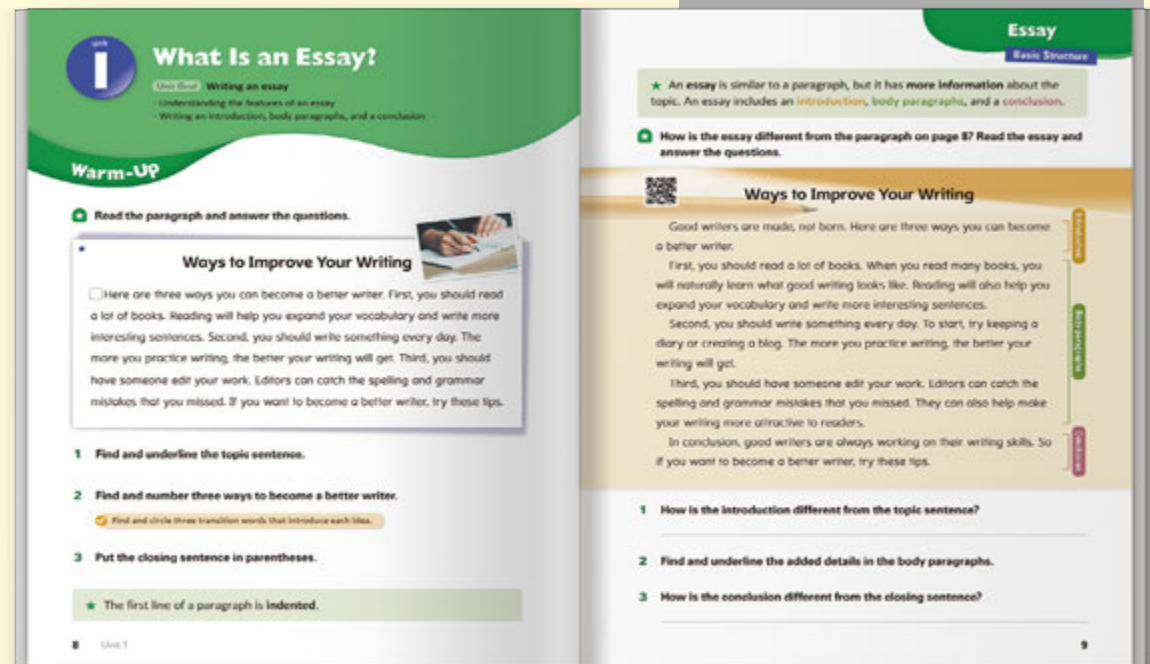
Unit 1: Paragraph Structure

Unit 1: Patterns of Organization




This special unit introduces the different parts of a paragraph: the topic sentence, supporting sentences, and the closing sentence. The unit teaches students the basic structure of a paragraph and how to write each part.

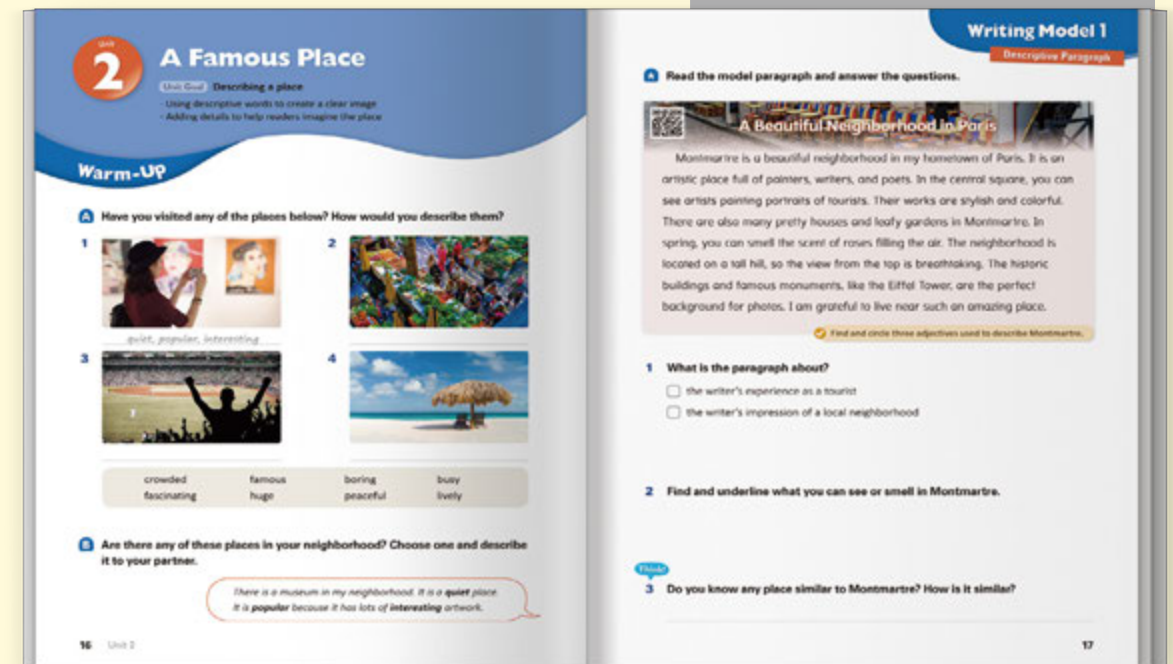
This special unit focuses on different organizational patterns in writing: main idea and supporting details, 5W questions, time order, compare and contrast, cause and effect, and problem and solution. Each section teaches a different pattern of organization and how to visualize the text structure.



Unit 1: Essay Structure

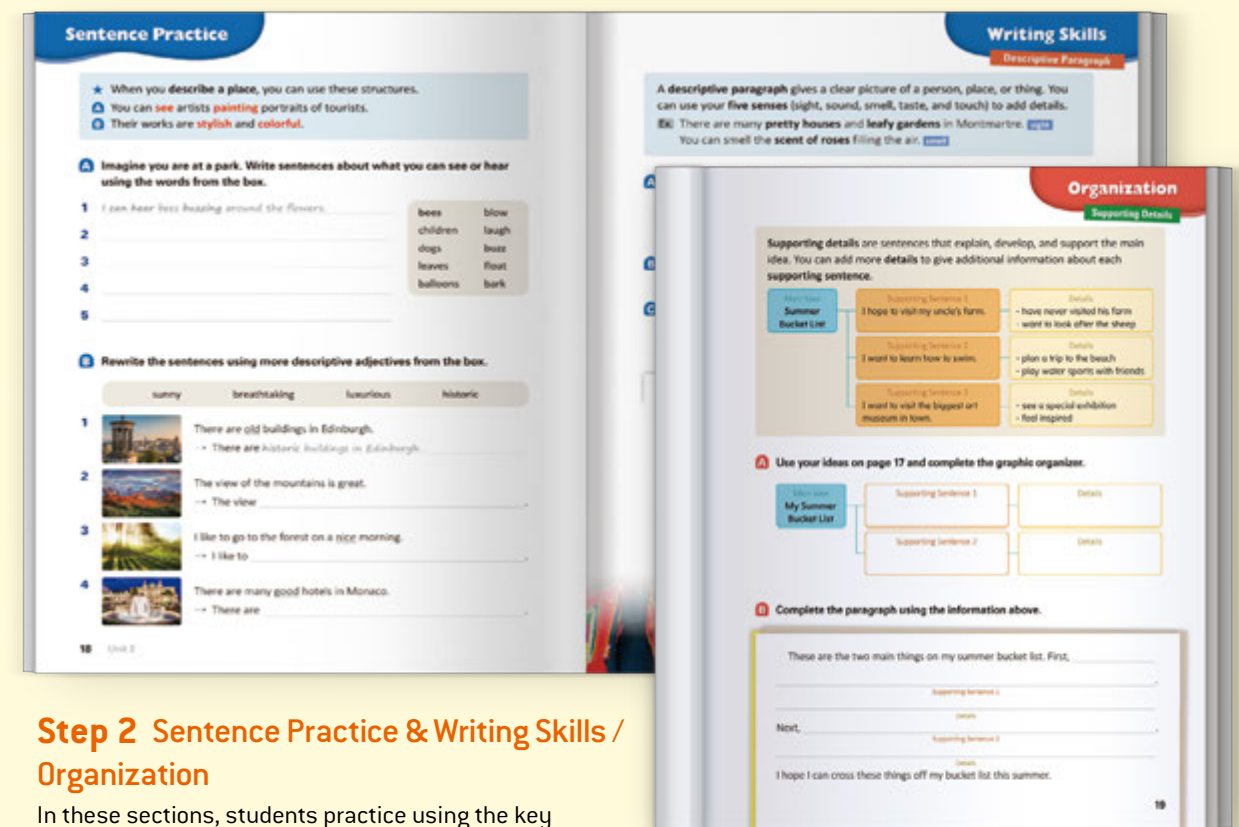


This special unit focuses on the different parts of an essay: the introduction, the body paragraphs, and the conclusion. The unit teaches students the basic structure of an essay and how to write each part.



Step 1 Warm-Up & Writing Model 1

These sections help students become more familiar with the topic and introduce useful expressions and features of the type of writing that students will learn about in the unit.



Step 2 Sentence Practice & Writing Skills / Organization

In these sections, students practice using the key sentence structures from the writing model. They also learn more about the necessary writing skills for each type of writing and organizational pattern.

Writing Model 2

Read the model paragraph and answer the questions.

Sunny South Beach

South Beach is a famous beach in my hometown of Miami. It is a beautiful beach filled with palm trees, parasols, and shining neon signs. On South Beach, you can see people sunbathing and splashing in the waves. Comfortable beach chairs and bright towels cover the sand. There are many delicious restaurants on South Beach. When you walk by, you can often smell juicy steaks sizzling on the grill. The lively music from the restaurants makes you move your feet. At sunset, you can sit by the beach and see the sun going down. It is great to have such a wonderful place close to home.

1 Find the topic sentence and underline it.

2 How does the writer describe South Beach?

South Beach

- sights
- smells and sounds
- things you can do

3 What does the writer say about South Beach in the closing sentence?

Topic: South Beach

Body:

What kind of place it is

- a beautiful beach and

What the place is like in detail

- sights: people
- many delicious restaurants
- smells: juicy
- sounds: from the restaurants
- things you can do: sit by the beach and

Closing: great to have

2 A Famous Place

More Sentence Practice

1 Complete the sentences using the given phrases.

have a wonderful place close to home
→ It is great to have such a wonderful place close to home.

- have an amazing park in my neighborhood
→ It is awesome.
- have a pleasant ice cream shop near my house
→ It is fantastic.
- have a charming market in my hometown
→ It is delightful.
- have a nice stationary store by my school
→ It is wonderful.

2 Complete the sentences using the phrases from the box.

tourists, great food, and live music flowers, tall trees, and wild animals
sculptures, paintings, and other treasures food vendors, fresh fruits, and handicrafts

It is a beautiful beach filled with palm trees, parasols, and shining neon signs.

- It is a lovely park.
- It is a lively market.
- It is a popular restaurant.
- It is an ancient building.

3 Write sentences using the given phrases.

(The lively music, move your feet)
→ The lively music makes you move your feet.

- (The dessert's sweet taste, want to have more)
- (The beautiful sunset, dream of your next vacation)
- (The funny performance, laugh and smile)
- (The sound of the waves, feel peaceful)

More Writing Practice

1 Complete the sentences using the words from the box.

historic leafy breathtaking tall

There are also many pretty houses and gardens in Montmartre. In spring, you can smell the scent of roses filling the air. The neighborhood is located on a hill, so the view from the top is . The buildings and famous monuments, like the Eiffel Tower, are the perfect background for photos.

Step 3 Writing Model 2

In Writing Model 2, students analyze the model text using the graphic organizer and outline. The activities help students develop a better understanding of what details to include in their writing and how to organize them.

Step 5 More Sentence Practice & More Writing Practice

Students practice additional key sentence structures and other useful writing activities to reinforce the unit's key words or phrases and improve their writing.

Writing Task

Descriptive Paragraph

Imagine you are introducing a famous place in your hometown. Describe the place.

Brainstorming Ideas & Vocabulary

1 Choose your own answer for each question.

- What interesting place is there in your hometown?
a. a park b. a market c. a sports stadium d. a beach
- How would you describe the place?
a. peaceful b. lively c. crowded d. fascinating
- What can you see there?
a. people walking their dogs b. shop owners arranging their products
c. people cheering for their team d. people doing water sports
- What else can you experience there?
a. smell the fresh scent of trees b. taste juicy oranges
c. hear loud fight songs d. touch the soft sand

Organizing Ideas

2 Complete the organizer for your paragraph.

A place in my hometown

- sights
- sounds, smells, etc.
- things you can do

Writing an Outline

3 Complete the outline with the information from the organizer.

Topic:

Body:

What kind of place it is

What the place is like in detail (e.g., sights, sounds, smells, things you can do)

Closing:

Step 4 Writing Task

The Writing Task section consists of a step-by-step guide through the writing process, from brainstorming to outlining. Guided questions help students come up with ideas for their writing, while organizers and outlines help students structure their paragraphs/essays before they begin writing their first draft.

2 First Draft

1 Write your first draft using the outline on page 23 in the student book.

Topic:

Body:

Closing:

Editor's Checklist

I described a famous place in my hometown in detail.

I wrote about the atmosphere of the place and my feelings toward it.

I used vivid adjectives to describe the place and its features.

I used sense words to help the reader imagine the place.

Grammar Spelling Capitalization Punctuation

Final Draft

2 Write your final draft.

Teacher's Comments

What I Did Well

Ideas Organization Grammar Word Choice

Step 6 First Draft & Final Draft

Students write their first draft and revise their writing following the Editor's Checklist. The Teacher's Comments and What I Did Well sections encourage students to review their work and help instill greater confidence in their writing.

A three-level speaking series designed for low beginners



Focus: Speaking

CEFR: A1

Components: Student Book (MP3 QR), Workbook

Free App



Sample Unit Preview



| | Units | Review Tests | Pages | ISBN |
|---------|-------|--------------|-------|-------------------|
| Level 1 | 12 | 3 | 108 | 979-11-253-3279-4 |
| Level 2 | 12 | 3 | 104 | 979-11-253-3280-0 |
| Level 3 | 12 | 3 | 100 | 979-11-253-3281-7 |

Features

- High frequency key words and expressions build speaking fluency
- Show and tell presentations improve students' public speaking skills
- Lively hands-on activities make learning how to speak English enjoyable
- Fun and challenging speaking tasks allow students to gain speaking confidence
- Cheerful songs and chants familiarize students with basic words and expressions
- Interesting cartoons introduce conversations and role-play situations
- An E-book file contains exciting games and role-play functions

Online Resources

| Answer Keys | MP3 Files | Test Sheets | Lesson Plans | Word Lists | Teacher's Guide | Teaching Materials | E-book |
|-------------|-----------|-------------|--------------|------------|-----------------|--------------------|--------|
| • | • | • | • | • | • | - | • |

A three-level speaking series designed for high beginners



Focus: Speaking

CEFR: A1

Components: Student Book (MP3 QR), Workbook

Free App



Sample Unit Preview



| | Units | Review Tests | Pages | ISBN |
|---------|-------|--------------|-------|-------------------|
| Level 1 | 12 | 4 | 108 | 979-11-253-3276-3 |
| Level 2 | 12 | 4 | 108 | 979-11-253-3277-0 |
| Level 3 | 12 | 4 | 108 | 979-11-253-3278-7 |

Features

- Level-appropriate key words and structures improve students' speaking fluency
- Role-plays help students expand basic conversations into longer, more meaningful exchanges
- Personalized role-play scripts and stories give students opportunities to use their creativity during role-play and storytelling presentations
- Picture-based content allows students to imagine different situations, and then analyze and discuss what they see and think with their peers
- An E-book file provides interactive activities, including exciting games, model conversations and presentations with integrated record-and-compare and role-play functions

Online Resources

| Answer Keys | MP3 Files | Test Sheets | Lesson Plans | Word Lists | Teacher's Guide | Teaching Materials | E-book |
|-------------|-----------|-------------|--------------|------------|-----------------|--------------------|--------|
| • | • | • | • | • | • | • | • |

A three-level speaking series designed for high-beginner to intermediate learners



Focus: Speaking

CEFR: A2

Components: Student Book (MP3 QR), Workbook, Presentation Card

Sample Unit Preview



| | Units | Dialogue | Monologue | Pages | ISBN |
|---------|-------|-------------|---------------|-------|-------------------|
| Level 1 | 12 | 4 ~ 5 pairs | 60 ~ 70 words | 136 | 979-11-253-3273-2 |
| Level 2 | 12 | 5 ~ 6 pairs | 70 ~ 80 words | 136 | 979-11-253-3274-9 |
| Level 3 | 12 | 6 ~ 7 pairs | 80 ~ 90 words | 136 | 979-11-253-3275-6 |

Features

- Each level features a balanced mix of activities designed to improve communication skills and presentation skills
- Pair work and group work activities encourage students to participate in communication practice, and to share and discuss ideas with their peers
- Age-appropriate topics improve students' critical thinking and provide learners with the tools to succeed on speaking tests
- An E-book file provide interactive activities, including model conversations and presentations with integrated record-and-compare and role-play functions

Online Resources

| Answer Keys | MP3 Files | Test Sheets | Lesson Plans | Word Lists | Teacher's Guide | Teaching Materials | E-book |
|-------------|-----------|-------------|--------------|------------|-----------------|--------------------|--------|
| • | • | • | • | • | • | - | • |

An easy and fun approach to basic English grammar



Focus: Grammar

CEFR: A1

Components: Student Book, Workbook, Grammar Cards

Sample Unit Preview



| | Units | Review Tests | Pages | ISBN |
|---------|-------|--------------|-------|-------------------|
| Level 1 | 15 | 5 | 150 | 978-89-6694-812-3 |
| Level 2 | 15 | 5 | 150 | 978-89-6694-813-0 |
| Level 3 | 15 | 5 | 150 | 978-89-6694-814-7 |

Features

- Grammar cards introduce key grammar points in a simple and familiar way
- Easy-to-follow exercises help students clearly understand grammar rules and properly apply them
- Fun corresponding images help students learn grammar rules in meaningful contexts
- Writing tasks build students' confidence in writing accurate sentences
- Review tests allow students to recall what they have learned and evaluate their progress

Online Resources

| Answer Keys | MP3 Files | Test Sheets | Lesson Plans | Word Lists | Teacher's Guide | Teaching Materials | E-book |
|-------------|-----------|-------------|--------------|------------|-----------------|--------------------|--------|
| • | - | • | • | - | • | - | • |

A grammar series to strengthen beginner students' understanding of grammar rules



Focus: Grammar

CEFR: A1 ~ A2

Components: Student Book, Workbook

Sample Unit Preview



| | Units | Review Tests | Pages | ISBN |
|---------|-------|--------------|-------|-------------------|
| Level 1 | 20 | 5 | 146 | 979-11-253-0261-2 |
| Level 2 | 20 | 5 | 146 | 979-11-253-0262-9 |
| Level 3 | 20 | 5 | 146 | 979-11-253-0263-6 |

Features

- Simple explanations and charts introduce key grammar points in easy-to-understand ways
- Guided grammar exercises and drills help students practice key grammar points
- A wide variety and quantity of exercises reinforce and expand students' understanding of key grammar points
- Writing tasks help students apply their acquired grammar skills in meaningful contexts
- Review tests allow students to evaluate their progress
- An appendix gives students easy access to the book's main grammar points

Online Resources

| Answer Keys | MP3 Files | Test Sheets | Lesson Plans | Word Lists | Teacher's Guide | Teaching Materials | E-book |
|-------------|-----------|-------------|--------------|------------|-----------------|--------------------|--------|
| • | - | • | • | • | • | - | • |

A grammar series to strengthen intermediate students' understanding of essential grammar rules



Focus: Grammar

CEFR: A2-B1

Components: Student Book, Workbook, Midterm and Final Tests

Sample Unit Preview



| | Units | Review Tests | Pages | ISBN |
|---------|-------|--------------|-------|-------------------|
| Level 1 | 20 | 5 | 144 | 979-11-253-0157-8 |
| Level 2 | 20 | 5 | 144 | 979-11-253-0158-5 |
| Level 3 | 20 | 5 | 144 | 979-11-253-0159-2 |

Features

- Grammar boxes introduce key grammar points in interesting and easy-to-understand ways
- Carefully-designed exercises allow students to apply key grammar points in meaningful contexts
- Follow-up grammar drills help students check their understanding of grammar rules
- Writing tasks incorporate key grammar points and help boost students' revising and editing skills
- Review tests and midterm/final tests allow students to evaluate their progress and reinforce what they have learned

Online Resources

| Answer Keys | MP3 Files | Test Sheets | Lesson Plans | Word Lists | Teacher's Guide | Teaching Materials | E-book |
|-------------|-----------|-------------|--------------|------------|-----------------|--------------------|--------|
| • | - | • | • | • | • | - | • |

A fun, imaginative grammar series for beginners that is based on a systematic 4-step learning program

Grammar in Mind



Focus: Grammar

CEFR: A1

Components: Student Book, Workbook

Sample Unit Preview



| | Units | Review Tests | Pages | ISBN |
|---------|-------|--------------|-------|-------------------|
| Level 1 | 20 | 5 | 136 | 978-89-5997-474-0 |
| Level 2 | 20 | 5 | 136 | 978-89-5997-475-7 |
| Level 3 | 20 | 5 | 136 | 978-89-5997-476-4 |

Features


- Brain-based Learning Approach
- Attractive, Inspiring Illustrations and Photos
- Topic-based Vocabulary
- Easy-to-Use Workbook
- Twenty Engaging Lessons
- Five Comprehensive Review Tests
- Effective Four-step Program
 - Step 1: Notice & Say
 - Step 2: Guided Practice
 - Step 3: Expanded Practice
 - Step 4: Write & Say

Online Resources

| Answer Keys | MP3 Files | Test Sheets | Lesson Plans | Word Lists | Teacher's Guide | Teaching Materials | E-book |
|-------------|-----------|-------------|--------------|------------|-----------------|--------------------|--------|
| • | - | • | • | • | • | • | • |

A personalized learning approach to basic grammar for high beginner to intermediate learners

Grammar in Focus



Focus: Grammar

CEFR: A2

Components: Student Book, Workbook

Sample Unit Preview



| | Units | Review Tests | Pages | ISBN |
|---------|-------|--------------|-------|-------------------|
| Level 1 | 20 | 5 | 136 | 979-11-253-3335-7 |
| Level 2 | 20 | 5 | 136 | 979-11-253-3336-4 |
| Level 3 | 20 | 5 | 136 | 979-11-253-3337-1 |

Features

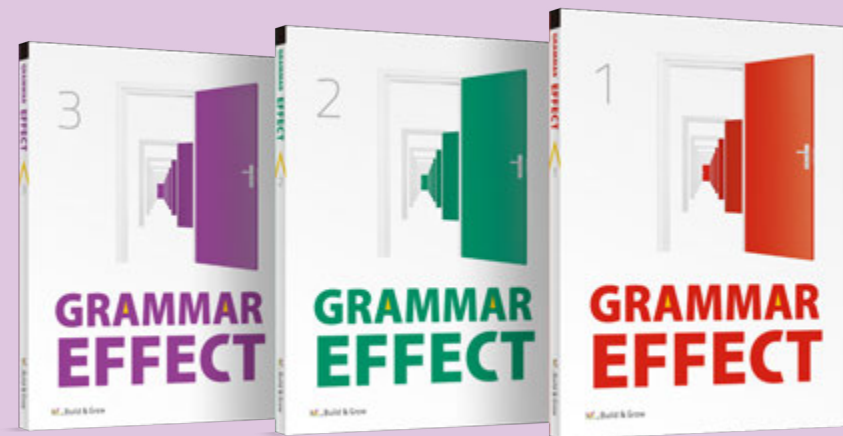
- Brain-based Learning Approach
- Attractive, Inspiring Illustrations and Photos
- Authentic Activities for Both Grammar and Writing
- Easy-to-Use Workbook with Audio CD
- Twenty Engaging Lessons and Unit Tests
- Five Comprehensive Review Tests
- Effective Four-step Program
 - Step 1: Discover
 - Step 2: Notice & Practice
 - Step 3: Expanded Practice
 - Step 4: Revise, Write & Say

Online Resources

| Answer Keys | MP3 Files | Test Sheets | Lesson Plans | Word Lists | Teacher's Guide | Teaching Materials | E-book |
|-------------|-----------|-------------|--------------|------------|-----------------|--------------------|--------|
| • | • | • | • | • | • | - | • |

A comprehensive grammar series with abundant exercises for advanced learners

GRAMMAR EFFECT



Focus: Grammar

CEFR: B1

Components: Student Book, Workbook

Sample Unit Preview



| | Units | Pages | ISBN |
|---------|----------|-------|-------------------|
| Level 1 | 31 Units | 228 | 979-11-253-0546-0 |
| Level 2 | 34 Units | 244 | 979-11-253-0547-7 |
| Level 3 | 31 Units | 232 | 979-11-253-0548-4 |

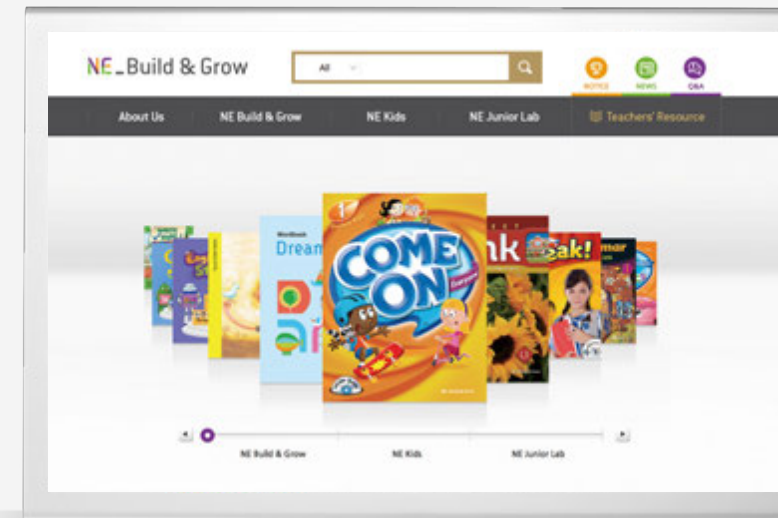
Features

- Clear explanation of core English grammar points
- Writing tasks to build students' writing and grammar skills
- Comprehensive tests to prepare students for school tests
- Workbook for further practice

Online Resources

| Answer Keys | MP3 Files | Test Sheets | Lesson Plans | Word Lists | Teacher's Guide | Teaching Materials | E-book |
|-------------|-----------|-------------|--------------|------------|-----------------|--------------------|--------|
| ● | - | - | ● | - | ● | - | ● |

NE Build & Grow

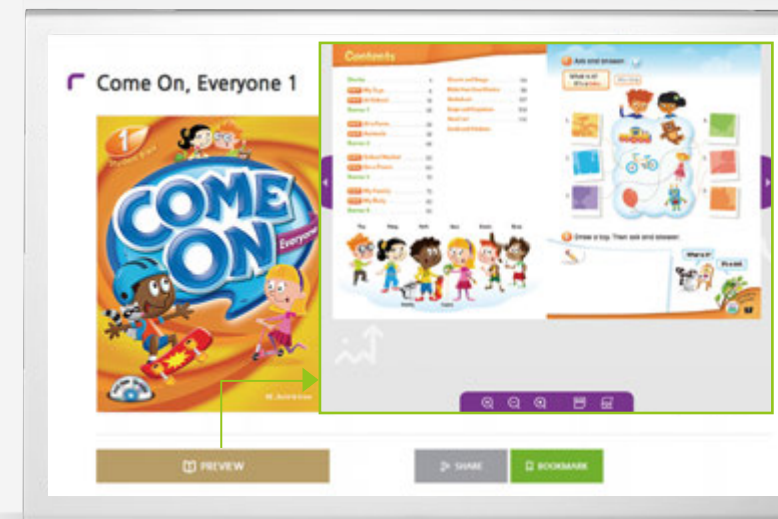


With the NE Build&Grow English website, you can find information and additional materials.

www.nebuildandgrow.com

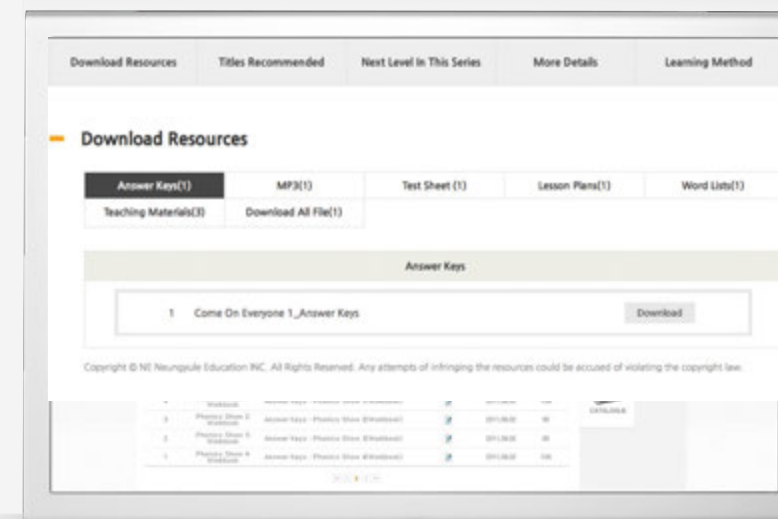
Be the first person to know NE Build&Grow's latest news!

- All about NE Build&Grow books and new series
- Level Guide
- Catalogue



Preview Sample pages

- You can preview sample pages of textbooks
- It's easier and faster than requesting sample books



Book Components & Supplementary Materials

Supplementary materials

- Answer Keys: Student Book & Workbook
- Test Sheets: Review, Midterm/Final test (if applicable)
- MP3s (if applicable)
- Lesson Plans: Daily/Monthly Plan
- Word Lists (if applicable)
- Teaching Materials: Teacher's Guide, Flash Cards

